



FALL 2024

# ASTRO news

*Welcome to*

**ASTRO'S 66TH ANNUAL MEETING**

— WASHINGTON, DC —






# Best™ Integrated Brachytherapy Solutions

## Why Medical Physicists, Radiation Oncologists and Urologists Prefer Best™

### Go for the Best™ for your patients!

“A unique aspect of the Best™ seed is its 5 mm length. Best also provides 5 mm laser-cut spacers, which do not have flared edges. With the Best® seed/spacer combination, we can be more confident of accurate seed placement.”<sup>1</sup>

#### Best™ Fiducial Markers



“The source strengths of Best™ seeds are uniformly distributed and the values always fall within the  $\pm 3\%$  criterion.”<sup>3</sup>

“Best™ Model 2301 characteristic x-rays have no significant effect on the photon spectrum and the source emits an essentially pure I-125 decay scheme spectrum.”<sup>2†</sup>

#### Best™ Localization Needles with I-125 Seeds



“Best™ Model 2301 seeds are of superior design as they show up more distinctly in transverse ultrasound and fluoroscopic images.”<sup>3</sup>

“Best™ Model 2301 is the most isotropic of all the I-125 sources currently available. The source is a double encapsulated source.”<sup>2</sup>

#### Best™ Palladium-103 Seed



#### Best™ Iodine-125 Seed



“Delivery of the specific Sk for any given date, delivered on the date requested prior to the procedure. Extremely high level of flexibility, e.g. seed date changes, activity changes, etc. Prompt, courteous customer service, and low price.”<sup>4</sup>

<sup>1</sup>Communication from J. Limmer, UW Cancer Center Wausau Hospital, Wausau, Wisconsin – Dated December 14, 2000. <sup>2</sup>B.H. Heintz, R.E. Wallace & J.M. Hevezi, Med. Phys. 28(4) 671-682 (2001). <sup>3</sup>Communication from Khai Lai, Kreiton Oncology Services Shoreline, Washington – Dated March 8, 2001. <sup>4</sup>Jeff Limmer, Medical Physicist.

From 0.05 mCi to 10 mCi per I-125 seed, orders are custom prepared.

We ship within 24 hours, 7 days a week, sterile and non-sterile, **anywhere** in the world!



Best Medical is the **only** company that makes custom seeds and strands to your exact specifications/prescription.

Best™ Seeds have the best visualization in ultrasound, fluoro, x-ray, CT and MRI, facilitating real-time dosimetry!



## WELCOME TO WASHINGTON, DC

11

### Annual Meeting Information

- 11** Welcome to Washington, DC
- 13** Key Sessions
- 18** Meeting Highlights
- 20** Early Career and Mentoring Lounge
- 31** CME Credits
- 34** Oral Scientific Sessions & Poster Sessions

**MAXIMIZE YOUR  
ANNUAL MEETING  
EXPERIENCE!**

**General Information**  
Page 28

# Introducing SunCHECK<sup>®</sup> 5.0



## The Connected Workspace for Higher Quality

Aggregate insights, actions, and opportunities to drive continuous improvement in radiation therapy.

- Know what's feasible per patient
- Evaluate plan parameters to clinical goals
- Access earlier insights on plan complexity
- Make critical decisions more efficiently

**Join us at ASTRO,  
booth 1427. Pre-book  
your demo today.**



[sunnuclear.com](http://sunnuclear.com)



**SUN NUCLEAR**  
A MIRION MEDICAL COMPANY



# In This Issue



2024 GOLD MEDALISTS

43

## Departments

- 4 Editor's Notes
- 5 Chair's Update
- 6 President's Update

## Society News

- 7 ASTRO Elects New Leadership for 2024-2025
- 8 Annual Report 2023
- 8 In Memoriam
- 9 Vivek S. Kavadi, MD, MBA, FASTRO, named CEO of ASTRO

## Annual Meeting Information

- 23 ROI: Accelerating Bold and Innovative Ideas in #radonc
- 24 ARRO Day 2024: Enhancing Resident Wellness for Exceptional Patient Care
- 38 Hotels and Shuttle Schedule
- 40 Exhibitor List
- 41 Industry-Expert Theater
- 42 Grants and Medical Student Fellowship Awardees
- 43 2024 ASTRO Gold Medal Recipients
- 48 2024 ASTRO Honorary Member
- 50 2024 Class of ASTRO Fellows
- 52 2024 Mentorship Award

VOLUME 27 • NUMBER 4

# ASTRO news

AMERICAN SOCIETY FOR RADIATION ONCOLOGY

ASTROnews (ISSN 1523-4185) is published quarterly at 251 18th Street South, 8th Floor, Arlington, VA 22202. Dues for individual membership in the American Society for Radiation Oncology are \$705 (U.S.), which includes \$38 for an ASTROnews subscription. Periodicals Postage Paid at Arlington, 22210-9998 and at additional mailing offices.

Copyright © 2024 ASTRO. All rights reserved.

POSTMASTER: Send address changes to ASTROnews, 251 18th Street South, 8th Floor, Arlington, VA 22202. Telephone: 703-502-1550; Fax: 703-502-7852; Website: [www.astro.org/astronews](http://www.astro.org/astronews)

Printed in the U.S.A., by Quad Graphics in West Allis, WI.

ASTRO accepts paid advertising. Although we make every effort to accept advertising only from reputable sources, publication of such advertising does not constitute an endorsement of any product or claim. Readers are encouraged to review product information currently provided by the manufacturers and any appropriate medical literature. Contact the manufacturer with any questions about the features or limitations of the products or services advertised.

For all of the most recent news from ASTRO, please visit [www.astro.org](http://www.astro.org).

*The ideas and opinions expressed in ASTROnews do not necessarily reflect those of the American Society for Radiation Oncology, the editor or the publisher. Practitioners and researchers must always rely on their own experience and knowledge in evaluating and using any information, methods, compounds or experiments described herein. Because of rapid advances in the medical sciences in particular, independent verification of diagnoses and dosages should be made. To the fullest extent of the law, no responsibility is assumed by ASTRO, the editor or the publisher for any injury and/or damage to persons or property as a matter of products liability, negligence or otherwise, or from any use or operation of any methods, products, instructions or ideas contained in the material herein.*

**SENIOR EDITOR:**  
Najeeb Mohideen,  
MD, FASTRO

**EDITORIAL BOARD:**  
Sushil Beriwal, MD, MBA,  
FASTRO

**PUBLISHER:**  
Laura I. Thevenot

Bhisham Chera, MD,  
FASTRO

**EDITORIAL DIRECTOR:**  
Anna Arnone

Sara A. Dudley, MD

**MANAGING EDITOR:**  
Diane Kean

Ryan T. Hughes, MD

**DESIGN/PRODUCTION:**  
Jaimie Hernandez

Julianne Pollard-Larkin,  
PhD

**ADVERTISING:**  
Kathy Peters  
703-839-7342  
corporaterelations@  
astro.org

Simon N. Powell, MD,  
PhD, FASTRO

Arshin P. Sheybani, MD

Sewit Teckie, MD, MBA

**CONTRIBUTING EDITORS:**  
Jennifer Jang

Sandra Turner, PhD, MBBS

Paul E. Wallner, DO,  
FASTRO



## Editor's Notes

BY NAJEEB MOHIDEEN, MD, FASTRO, SENIOR EDITOR,  
AND DIANE KEAN, PMP, MANAGING EDITOR, *ASTRONEWS*



### See you in Washington, DC!

**WE ARE LOOKING FORWARD TO SEEING** many of you in Washington, DC, for ASTRO's 66th Annual Meeting. DC is a powerhouse, home of the ruling bodies that oversee so much of our daily practice in the U.S., and what a perfect setting for this year's meeting as the Society is busy garnering support for the Radiation Oncology Case Rate (ROCR) Value-Based Payment Program Act, which was introduced in the U.S. Senate and House of Representatives this past May.

ASTRO President Howard Sandler, MD, MS, FASTRO, is planning an exciting meeting this year around the theme of "Targeting Provider Wellness for Exceptional Patient Care." As he says in his President's Update (page 6), the Annual Meeting is a "rich source of activities," and this year does not disappoint. The Annual Meeting Steering Committee and Dr. Sandler have been busy planning expanded workshops to provide deeper dives into topics as well as Storytelling sessions and many educational sessions (see Meeting Highlights, page 18) scheduled throughout the meeting plus all the latest science covering more than 2,000 abstracts!


Helming the sessions are two outstanding keynote speakers — Bryan Sexton, PhD, Duke Center for Healthcare Safety and Quality, and Danielle Ofri, MD, PhD, Bellevue Hospital. Dr. Sexton will examine the science behind brief interventions to improve well-being, and Dr. Ofri will look at the impact of disillusionment in medicine and provide strategies for re-engaging, combating burnout, and thriving (see pages 13-14 for more on these two renowned speakers). The consequences of burnout are far-reaching. It doesn't just make health care providers unhappy, it directly impacts patient care. No matter how advanced the therapeutic tools you now have to take care of patients, it cannot make up for the human cost of burnout.

A recent survey conducted by the American Society of Clinical Oncology<sup>1</sup> has revealed a stark post-pandemic reality among U.S. oncologists. An alarming 57% of clinicians reported experiencing high levels of emotional exhaustion, feeling burned out on a weekly basis or even more frequently, a significant increase from 29% in 2013.

Be sure to carve out time to network with our early career members and members-in-training in the Early Career and Mentoring Lounge, which also has expanded programming this year and will host three Speed Mentoring events (see page 20). Set aside time to explore the Exhibit Hall to meet with nearly 200 exhibitors and see the latest equipment and software as well as enjoy a relaxing (or competitive) game in the Exhibit Hall's Game Zone. I've also heard rumors about a visit from some local puppies! Research has proven that the act of petting an animal reduces cortisol levels.<sup>2</sup>

Don't miss the Awards Ceremony (see page 43 for the start of a list of honorees) where we honor the most distinguished in our field, including an astounding 48 ASTRO Fellows! Congratulations to all the awardees, especially the 2024 ASTRO Gold Medalists: May Abdel-Wahab, MD, PhD, FASTRO, Paul Harari, MD, FASTRO, and Mack Roach, MD, FASTRO.

Finally, a big thank you to Jeff Michalski, MD, MBA, FASTRO, for his leadership as ASTRO Chair of the Board of Directors, (see Chair's Update, page 5) and to Laura Thevenot, ASTRO CEO and this year's Honorary Member (see page 48), who is retiring in November after 22 years of service to our Society. ASTRO welcomes Vivek Kavadi, MD, MBA, FASTRO, as CEO on November 1 (see page 9).

The Annual Meeting offers a chance for us to step away from our labs and practices and gather with old friends and colleagues, explore a city, and most importantly, learn more about the most critical advances in the field and what we can take back from that to our clinical practices. All of this, the full Annual Meeting experience, is so important to our well-being as physicians. See you in DC! 

---

#### REFERENCES

1. Schenkel C, Levit LA, Kirkwood MK, et al: The state of professional well-being and satisfaction among US oncologists. *JCO Oncol Pract.* 2023;19(suppl 11):1.
2. The Power of Pets. NewsinHealth. NIH.gov. Published February 2018. Accessed August 1, 2024. <https://newsinhealth.nih.gov/2018/02/power-pets>





## Chair's Update


BY JEFF M. MICHALSKI, MD, MBA, FASTRO

### Progress for the Field and Healthy Debate: Reflections on my Term as ASTRO Chair

**MY TERM AS THE 2024 ASTRO BOARD CHAIR** has passed by quickly with some notable accomplishments but not without controversy! In July, CMS released their proposed rules for 2025 Medicare reimbursements. CMS proposed no new payment cuts for radiation oncologists next year and a small increase in hospital outpatient reimbursements. However, a 2.8% reduction in the conversion factor and cuts in clinical labor will inevitably lead to continued decline in support for our physicians and their practices. This 2025 proposed rule, along with a decade of more than 23% payment cuts, continues to argue in support of ASTRO's proposal for a legislative fix to radiation oncology payments in the form of the *Radiation Oncology Case Rate Act*. The program has bipartisan and bicameral support in Congress, and we are optimistic that it will move forward to enactment. Despite this favorable early support, the legislative work is far from complete. Our members must continue to advocate for the passage of the ROCR Act in order to secure stable payments for our services in the future. Be on the lookout for ASTRO communications to support the Government Relations efforts to enact these reforms!

This past spring we had a healthy debate over the expectations of physician supervision during radiation therapy services. ASTRO held a virtual town hall and created an ROhub discussion thread for ASTRO members to share their points of view. In response to feedback, we established a Supervision Work Group that consisted of a broad swath of members from diverse practices: community and academic, rural and urban, large and small. The work group acknowledged the need for direct or personal supervision for services such as

simulations, stereotactic radiosurgery, stereotactic body radiation therapy, treatments involving radioactive materials, and the weekly management on-treatment visit. They recommended that general supervision be the standard for other radiation therapy services including routine linear accelerator treatments and image guided radiation therapy. Details of the Working Group's recommendations can be found on the ASTRO website at [www.astro.org/supervisionrecs](http://www.astro.org/supervisionrecs). These recommendations will inform our communications with CMS. Meanwhile, CMS has proposed a return to in-person weekly management visits (77427) while extending "Direct Virtual Supervision" for other circumstances through the end of 2025. In essence, the debate on supervision expectations will continue for at least another year.

And finally, as we approach the 2025 ASTRO Annual Meeting in Washington, DC, which promises to be another exciting event in a new city, the meeting marks an important leadership transition for ASTRO. After serving 22 years as our Chief Executive Officer, Laura Thevenot will retire with over two decades of exceptional accomplishments that have advanced our Society. During her tenure, ASTRO's membership grew 50% while she established the ASTRO PAC, founded two new journals dedicated to radiation oncology, launched the APEX practice accreditation program, and founded the Radiation Oncology Institute, to name a few. Her leadership will not be forgotten as the new CEO, Vivek Kavadi, MD, MBA, FASTRO, takes the helm. Join me in congratulating each of them as they embark on these new phases of their lives. 



# President's Update

BY HOWARD SANDLER, MD, MS, FASTRO

## *Welcome to Washington, DC!*

### **I'M SO PLEASED TO WELCOME YOU TO WASHINGTON, DC,** for ASTRO's 66th Annual Meeting.

It has been a long time since the Annual Meeting has been in the nation's capital and the first time we will occupy the Walter E. Washington Convention Center, located in the very center of Washington, DC. Walter E. Washington was the first mayor of Washington, DC, after the city was granted home rule by Congress in the early 1970s. He served as mayor from 1975-1979 and was fittingly honored by the DC City Council as the namesake of the District's spectacular convention center in 2006. In a way, Washington, DC, is ASTRO's "home," given that ASTRO's headquarters location is just across the Potomac River in Arlington, Virginia. ASTRO's volunteers and staff advocate tirelessly for our Society in the halls of Capitol Hill throughout the year and particularly during our annual Advocacy Day, an activity that is worth attending if you have not done so yet.

The theme of this year's meeting is "Targeting Provider Wellness for Exceptional Patient Care." Through our attention to provider wellness and exploring the potential link between good provider wellness and good patient outcomes, we hope to encourage conversations about provider wellness and how a healthy balance between work, family and personal wellness can lead to enhanced outcomes for the patients that receive the treatments provided by radiation oncology.

Our annual ASTRO meeting is a rich source of activities including connecting with friends and members, attending educational sessions galore, learning from the more than 79 oral abstract sessions and 1,700 posters highlighting the latest relevant science, reviewing the latest technologies on display in the Exhibit Hall,

and much more! As ASTRO's President, I'm personally excited about this year's Presidential Symposium. We've moved the timing of the Presidential Symposium to Sunday morning, and so this session kicks off this year's Annual Meeting. Those of you who know me won't be surprised to learn that this year's session is devoted to GU Cancers, my area of clinical focus. We've broken the Symposium into three parts focusing on prostate, renal and bladder cancers with the mission of the Symposium to highlight new approaches for these three sites that are ready for clinical implementation now. So, we'll be discussing developments such as microboost for prostate cancer, SBRT for primary renal cell cancer, and updated strategies for trimodality bladder preservation.

Two keynote talks will focus on our meeting theme. Danielle Ofri, MD, PhD, is a practicing physician and author at NYU Grossman School of Medicine and Bellevue Hospital. Dr. Ofri brings a unique perspective on the challenges and solutions related to physician well-being. Her discussion will focus on the importance of humanism in medicine, the impact of technology on physician-patient relationships, and strategies for preventing burnout. Bryan Sexton, PhD, is the Director of the Duke Center for Healthcare Safety and Quality. He leads the efforts around research and training that guide quality improvement and well-being activities. He is a psychologist and psychometrician and spends time developing methods of assessing and improving safety culture, teamwork, leadership and especially workforce well-being.

I look forward to convening for ASTRO's 66th Annual Meeting in Washington, DC. See you there! 🇺🇸



# SOCIETY NEWS

## ASTRO Elects New Leadership for 2024-2025

Eight new officers were elected to serve on the ASTRO Board of Directors and the ASTRO Nominating Committee. The new officers' terms will begin on October 1, 2024, immediately following the Annual Business Meeting. The new members are:



**PRESIDENT-ELECT**  
**Neha Vapiwala, MD, FASTRO**  
*University of Pennsylvania,  
Philadelphia*



**CLINICAL AFFAIRS AND QUALITY  
COUNCIL VICE-CHAIR**  
**Jean Wright, MD, FASTRO**  
*Johns Hopkins University, Washington,  
DC*



**EDUCATION COUNCIL VICE-CHAIR**  
**Andrea Ng, MD, MPH, FASTRO**  
*Dana-Farber/Brigham and Women's  
Care Center, Boston*



**GOVERNMENT RELATIONS  
COUNCIL VICE-CHAIR**  
**Christopher Corso, MD, PhD**  
*SERO, Charlotte, North Carolina*



**HEALTH EQUITY, DIVERSITY AND  
INCLUSION COUNCIL VICE-CHAIR**  
**Malika Siker, MD**  
*Medical College of Wisconsin, Milwaukee*



**NOMINATING COMMITTEE  
ACADEMIC PHYSICIAN**  
**Cliff Robinson, MD**  
*Washington University School of  
Medicine, St. Louis*



**NOMINATING COMMITTEE  
COMMUNITY PRACTICE  
PHYSICIAN**  
**Matthew Manning, MD, FASTRO**  
*Cone Health, Greensboro, North Carolina*



**NOMINATING COMMITTEE  
PHYSICIST**  
**Jean Moran, PhD**  
*Memorial Sloan Kettering Cancer  
Center, New York*



Learn more about the newly elected officers at [www.astro.org/elections](http://www.astro.org/elections).



**Treasurer’s Report**

I am pleased to report that 2023 was a successful fiscal year for ASTRO with ASTRO’s long-term investment portfolio generating a strong absolute return of 15% and comparing favorably to the benchmarks, allowing ASTRO to continue to invest in programs and educational opportunities for our members.

ASTRO once again engaged Marcum LLP Accountants, an independent firm, to conduct an audit of ASTRO’s 2023 financial statements (including ASTRO, ROI and ASTRO PAC). The auditors expressed an unmodified, “clean opinion,” the highest opinion and best outcome possible. The ASTRO Finance/Audit Committee, which meets regularly to discuss investment strategies, budgetary policies and other financial matters, reviewed the report in detail with the auditors. The report was then submitted and approved by ASTRO’s Board of Directors in June.

**Profit and loss statement**

ASTRO generated \$21.7 million from operating income in 2023. Meeting registration revenue (including the Annual Meeting at \$10.5 million) comprised 52% or \$11.2 million; membership dues represented 19% or \$4.2 million; and journal subscription revenue an additional 14% or \$3.1 million of the total 2023 operating revenue. With operating expenses of \$24.2 million, ASTRO posted a \$2.45 million loss from operating activities. After accounting for the strong investment returns of \$5.75 million and other non-operating activities, government stimulus and board designated activities, ASTRO posted a \$2.9 million or 10.5% profit for 2023.

**Balance sheet**

As of December 2023, ASTRO’s net worth of \$40.7 million (includes \$19 million or 47% in Board Designated Funds) is comprised of \$52.5 million in assets and \$11.8 million in liabilities. As of December 31, the long-term portfolio was valued at \$42.3 million, representing 81% of ASTRO’s assets. At \$4.8 million, deferred revenue represents a large component of liabilities, as ASTRO members and exhibitors continue to take advantage of the organization’s prepaid membership dues and exhibit booth payment options, respectively.

Through continued dedicated leadership, ASTRO maintains a strong commitment to its members, cancer patients, and to advance the specialty of radiation oncology by fostering research and innovation, leading policy development and advocacy, and focusing on financial planning that promotes the goals of the strategic plan and ensures future stability.

**Michael Kuettel, MD, PhD, MBA, FASTRO**

*ASTRO Secretary/Treasurer*

*In Memoriam*

ASTRO has learned that the following member has passed away. Our thoughts go out to their family and friends.

**Shekinah Elmore, MD, MPH**

*Chapel Hill, North Carolina*

The Radiation Oncology Institute (ROI) graciously accepts gifts in memory of or in tribute to individuals.

For more information, visit [www.roinstitute.org](http://www.roinstitute.org).





## Vivek S. Kavadi, MD, MBA, FASTRO, named CEO of ASTRO

### FOLLOWING A NATIONWIDE SEARCH,

Vivek S. Kavadi, MD, MBA, FASTRO, will become CEO of the Society effective November 1, 2024. Dr. Kavadi will succeed Laura Thevenot, who earlier this year announced her intent to retire after leading the organization since 2002.

Dr. Kavadi, a radiation oncologist and ASTRO member since 1994, ascends to the role from his current position as Chief Radiation Oncology Officer for The US Oncology Network, where he oversees strategy, operations and clinical service delivery for a network of 200 physicians. From 2003 to 2020, Dr. Kavadi served as Regional Medical Director for Texas Oncology, where he managed a 60-physician practice in the Houston region. Since 1995, Dr. Kavadi also has maintained a clinical practice as a radiation oncologist for Texas Oncology, where he specializes in breast and prostate cancers.

Dr. Kavadi's history with ASTRO includes his current role on the Board of Directors as vice-chair of the Health Policy Council and his previous tenures on the Health Policy and Payer Relations Committees. In 2019, he was recognized by ASTRO as a Fellow for his service to the Society and his contributions to the field of radiation oncology.

"We are so pleased to have Vivek lead ASTRO at this key time for the specialty," said Jeff M. Michalski, MD, MBA, FASTRO, chair of the ASTRO Board of Directors. "The appointment of a physician from our specialty with first-hand experience of the challenges that practicing physicians face each day marks an important milestone for ASTRO. Vivek's deep

understanding of the field, as well as his operational and business acumen, make him an ideal fit for our Society. His expertise will be valuable as we navigate the legislative landscape with the recent introduction of the Radiation Oncology Case Rate (ROCR) Value-Based Payment Program Act as well as a myriad of issues important to our 10,000 members, including physician education, guideline development, scientific advances and industry partnerships."

"I am deeply honored to step into the CEO role at ASTRO to help advance our wonderful specialty," said


---

"I am deeply honored to step into  
the CEO role at ASTRO to help  
advance our wonderful specialty"

---

Dr. Kavadi. "I do not take the challenge of leaving my current role in community cancer care to lead a national organization lightly. I recognize that I will step into the role succeeding Laura Thevenot, who has led the organization with skill and distinction for the past 22 years. I know I will be at

the helm of a healthy, thriving organization, and I am committed to fostering further collaboration, scientific advancement and excellence within our specialty. I am also pleased to be able to work alongside the dedicated ASTRO staff with whom I've had the pleasure of working with during my time as a committee volunteer and Board member. I look forward to their continued engagement to ensure we best serve our members."

Dr. Kavadi obtained his MBA from The Wharton School, his medical degree from Harvard Medical School and his bachelor's degree in biochemistry from Rice University. He completed his radiation oncology training at The University of Texas MD Anderson Cancer Center, where he was chief resident and served on the faculty. 

# IQ + EQ = CQ

Our focus at CQ Medical is to make cancer and other treatments more precise, technology more effective and medical minds more brilliant.

Everything, from the way we do business to the way we develop and design product, is guided by our Care Quotient (CQ) Philosophy: That everything must have that unique and important mix of medical intellect and patient empathy.

In short, IQ + EQ = CQ.

That's how we care smarter than anyone. And care smarter for everyone.

Learn more at [CQmedical.com](https://www.CQmedical.com)

 **CQ MEDICAL™**  
Care Smarter  
Formerly CIVCO RT™ and Qfix®

# WELCOME TO WASHINGTON, DC

**WELCOME TO THE 2024 ASTRO ANNUAL MEETING**, located at the Walter E. Washington Convention Center in Washington, DC! As the nation's capital, DC has long been a city of key events and places. We are excited to welcome you and hope you enjoy visiting this historic city.

Washington, DC, offers a diverse assortment of world class museums and attractions. While you're here, enjoy Smithsonian exhibits, performances at the Kennedy Center, activities on the Potomac, and shopping in Georgetown. The history behind each ever-developing institution highlights DC's influential foundation and constant incorporation of current events, trends and culture. Today, you'll find a wealth of culture reflected in the buildings, cuisines and people of this amiable and proud city.

There's so much to see and do here, and you'll want to make time to explore the city's diverse and exciting offerings. Many attractions, like the Smithsonian Museums, are free. Enjoy Washington, DC!

Here are a few suggestions.  
See more at [www.astro.org/exploredc](http://www.astro.org/exploredc).



### **U.S. Capitol Building**

Tour the political and geographic center of Washington, DC! The Capitol Visitor Center welcomes guests daily.



### **Washington Monument**

Walk the National Mall and see the tallest building in Washington, DC, reaching 555 feet.



### **Lincoln Memorial**

Stroll along the Reflecting Pool to the Lincoln Memorial and the 19-foot-tall statue of President Abraham Lincoln.

*Continued on following page*





### National War Memorial

Visit and honor the 16 million American soldiers who served in World War II with pillars representing each state and territory.



### Library of Congress

Take in the incredible, and largest, library in the world. Learn about its history and see the vast collection of books, papers, records and more.



### National Museum of African American History

The National Mall's newest museum, here you can learn about the richness and diversity of the African American experience and how it helped shape the nation.



### Georgetown

Stroll through historic Georgetown for views of the Potomac River, charming architecture, ample shopping options, and delicious restaurants at every corner.



### National Museum of American History

Learn more about the heritage of the United States through the Smithsonian's engaging exhibitions.



### Embassy Row

Walk through Embassy Row in Northwest DC to view the diverse section of diplomatic missions and embassies.



### National Gallery of Art

Explore both the West and East Buildings at the National Gallery of Art for a stunning array of art from every era and all over the world.



### Vietnam Veterans Memorial

Comprised of three parts, visit the Three Soldiers statue, the Women's War Memorial and Vietnam Veterans Memorial Wall, engraved with the names of 58,000 fallen and missing servicemen and women.

# WELCOME TO ASTRO'S 66th ANNUAL MEETING

ASTRO's 66th Annual Meeting will bring you world class educational sessions and the latest research and science in radiation oncology in historic Washington, DC! Whether you choose to attend the meeting in person or virtually, all attendees will enjoy a premium program with the theme of Targeting Provider Wellness for Exceptional Patient Care. Read on to see what's in store with our key sessions and meeting highlights to help you optimize your time at the meeting and in our nation's capital.

## CLINICAL TRIALS AND PLENARY SESSIONS

The Annual Meeting Scientific Committee has created another exceptional program for 2024. The scientific program will encompass more than 2,000 abstracts presented in a variety of formats, including the return of the popular Science Highlights, Quick Pitch sessions and many opportunities to explore the more than 1,700 posters.

The much anticipated Clinical Trials sessions will be held on Sunday, September 29 at 1:00 p.m., moderated by Kenneth Rosenzweig, MD, FASTRO, and Farzan Siddiqui, MD, PhD, chair and co-chair respectively of the Annual Meeting Scientific Committee.

The Plenary Session, which features potentially practice changing studies, will be held at 1:30 p.m. on Monday, September 30, directly following the Presidential Address from Howard Sandler, MD, MS, FASTRO. Drs. Rosenzweig and Siddiqui will moderate. The Clinical Trials and Plenary sessions showcase abstracts of scientific significance deemed to have the highest merit and greatest impact on radiation oncology research and practice. Learn more about such advancements through these sessions in addition to

interactive Oral Scientific and Quick Pitch sessions, Science Highlight sessions, Digital Posters, and Cancer Breakthrough sessions.

## KEYNOTES

The Annual Meeting keynote speakers give attendees an opportunity to hear from individuals whose breadth and vision extend beyond the specialty of radiation oncology to inform them about the bigger picture of the rapidly changing health care environment. With their knowledge and expertise, this year's keynote speakers will continue to highlight the meeting theme Targeting Provider Wellness for Exceptional Patient Care.



**Bryan Sexton, PhD**, is the Director of the Duke Center for Healthcare Safety and Quality. He leads the efforts around research and training that guide Duke's quality improvement and well-being activities. A psychologist member of the Department of Psychiatry, Dr. Sexton is a psychometrician and spends time developing methods of assessing and improving safety culture,

*Continued on following page*

teamwork, leadership and especially workforce well-being. Currently, he is disseminating the results from a successful NIH R01 grant, using randomized controlled trials (RCTs) to demonstrate that we can cause well-being to improve in health care workers.

Dr. Sexton's address, titled "The Science of Bite-Sized Well-Being During Uncertain Times: Evidence, Practice and Resources to Share," will examine the science behind simple, brief and effective interventions to improve well-being. Evidence from top tier journals will be presented that both validates and normalizes emotional exhaustion and demonstrates that as much as the pandemic was associated with an increase in burnout, we now know through RCTs that bite-sized well-being interventions can cause well-being to improve in the same magnitude.



**Danielle Ofri, MD, PhD**, is a primary care internist at Bellevue Hospital and one of the foremost voices in the medical world today. Praised as "a born storyteller and a born physician" by Oliver Sacks, she shines an unflinching light on the realities of

health care and speaks passionately about the doctor-patient relationship. Known for her compelling style that combines narrative storytelling with thoughtful reflection and focused reporting, Dr. Ofri is the author of eight books about the world of medicine. Her most recent titles include *When We Do Harm: A Doctor Confronts Medical Error*; *What Patients Say, What Doctors Hear*; and *What Doctors Feel: How Emotions Affect the Practice of Medicine*. Her writing can also be found in the *New York Times*, *The New Yorker*, *the Atlantic*, *the Los Angeles Times* and many other publications. She founded the *Bellevue Literary Review*, an award-winning, independent nonprofit literary journal and arts organization and the first literary journal to arise from a medical setting. Dr. Ofri is the recipient of many awards including the Guggenheim Fellowship, the Davies Scholar Award from the American College of Physicians, the National Humanism in Medicine Medal from the Gold Foundation and the Global Listening Legend Award.

Dr. Ofri's address, titled "Surviving Medicine in the 21st Century," will examine the impact of disillusionment in medicine, which feels like it has reached epidemic proportions. This address will highlight strategies for re-engaging doctors, combating burnout, and thriving in the new era of medicine.



## AWARDS CEREMONY

Join your colleagues in honoring leaders of the field at the Awards Ceremony on Tuesday, October 1, 10:15 a.m. to 11:30 a.m. During the ceremony, 48 distinguished ASTRO members will be conferred ASTRO Fellows, and the 2024 Mentorship Award recipients, Honorary Member and Gold Medal recipients will be awarded their honors. Read more on these highly regarded members starting on page 43.

## CANCER BREAKTHROUGHS

**Wednesday, October 2, 9:15 a.m. - 10:15 a.m.**

The Cancer Breakthroughs session brings together several medical societies in a collaborative effort to provide a summary of the year's groundbreaking cancer studies. It is important to the field of oncology to join forces while facilitating the synthesis of information in a way that can be put into practice promptly and globally. Don't miss this exciting session on the final morning of programming. We are happy to welcome representatives from ESTRO, AAPM and ASCO.

## DON'T MISS!

### Keynote 01

Monday, September 30, 2024: 9:15 a.m. - 10:15 a.m.  
» Bryan Sexton, PhD

### Keynote 02

Tuesday, October 1, 2024: 9:15 a.m. - 10:15 a.m.  
» Danielle Ofri, MD, PhD





## PRESIDENTIAL SYMPOSIUM

**Sunday, September 29**

**9:30 a.m. - 12:00 p.m.**

Cultivated and introduced by ASTRO President Howard Sandler, MD, MS, FASTRO, the Presidential Symposium will highlight the New Innovations in Genitourinary Cancers. The symposium sessions will review advances in multidisciplinary approaches for kidney, bladder and prostate cancers.

“Radiation therapy plays an important role in the management of GU cancers, and it is timely to provide an update of new approaches that are ready for immediate clinical implementation, including microboost for prostate cancers, SBRT for primary renal cell cancers, and updated strategies for trimodality bladder preservation for muscle invasive urothelial bladder cancers,” said Dr. Sandler. The sessions will serve as a catalyst for applying these strategies in clinical practice.

**Symposium Introduction | 9:30 a.m. - 9:35 a.m.**

**Speakers:** ASTRO President Howard Sandler, MD, MS, FASTRO, Cedars-Sinai Medical Center

**Session I: Renaissance of Radiotherapy for RCC |**

**9:35 a.m. - 10:20 a.m.**

**Moderator:** Shankar Siva, PhD, MBBS, Peter MacCallum Cancer Centre

**Speakers:**

- ISABR for RCC – Is It Ready For Primetime?: Shankar Siva, PhD, MBBS, Peter MacCallum Cancer Centre



- Strategies and Evidence for SABR in RCC: Chad Tang, MD, The University of Texas MD Anderson Cancer Center
- Medical Oncologist Perspective: Rana McKay, MD, University of California San Diego

**Session II: Bladder Preservation – A Modern Choice for Patients | 10:20 a.m. - 11:10 a.m.**

**Moderator:** Leslie Ballas, MD, Cedars-Sinai Medical Center

**Speakers:**

- Updates in TMT: The Future Is Now: Leslie Ballas, MD, Cedars-Sinai Medical Center
- Practical Use of Bladder Radiation Therapy: Ananya Choudhury, PhD, University of Manchester
- Medical Oncologist Perspective: Gopakumar Iyer, MD, Memorial Sloan Kettering Cancer Center

**Session III: Radiotherapy for Prostate Cancer: Innovations You Can Implement Today | 11:10 a.m. - 12:00 p.m.**

**Moderator:** Ronald Chen, MD, MPH, FASTRO, University of Kansas Medical Center

**Topics and Speakers:**

- Microboost Review: Brandon Mahal, MD, University of Miami/Sylvester Comprehensive Cancer Center
- Re-irradiation for Local Recurrence: Ronald Chen, MD, MPH, FASTRO, University of Kansas Medical Center
- Oligometastatic SBRT: Phuoc Tran, MD, PhD, University of Maryland Baltimore, School of Medicine

*Continued on following page*



## SESSIONS OF INTEREST

Be sure to pick up a Journey Map when on site in Washington, DC, and available digitally on the Annual Meeting (AM) Portal at [www.astro.org/AMportal](http://www.astro.org/AMportal) to see a curated list of sessions to attend based on attendee type or specialty. You can also search the AM Portal to view sessions by focus area, including early career or first-time attendee, physicists, international and more. Here we highlight some of the many sessions based on special interest topics.

### International

ASTRO is pleased to offer a variety of sessions for international meeting attendees or those with interest in global oncology. Along with these specific tracks, numerous other sessions share findings from an international perspective.

**International 01 – Implementing Innovations for Radiotherapy Delivery in Low- and Middle-Income Countries: Challenges and Opportunities**  
**Sunday, September 29, 8:00 a.m.**

**International 02 – Innovations in Radiation Oncology in Latin America**  
**Sunday, September 29, 2:30 p.m.**

**International 03 – Reirradiation in Clinical Practice: Navigating Current Evidence and Practical Solutions**  
**Sunday, September 29, 4:45 p.m.**

**International Attendee Welcome Breakfast**  
**Monday, September 30, 7:00 a.m.**

**International 04 – Lancet Oncology Commission on Theranostics and Radiotherapy: Toward Bridging the Gaps in Cancer Radiotherapy Access for All**  
**Monday, September 30, 10:45 a.m.**

**International 05 – New Applications of Radiation Therapy: Starting a Program in a Low-Resource Setting**  
**Monday, September 30, 3:00 p.m.**

**International 06 – Building Radiation Capacity in Africa through Collaborations in Research and Training – Voices from ASTRO and AORTIC Members**  
**Monday, September 30, 5:00 p.m.**

**International 07 – Rethinking Clinical Trials: A Global Perspective from Academia, Cooperative Groups and Industry**  
**Tuesday, October 1, 2:30 p.m.**

**EDU 62 - ASTRO/ESTRO Joint Session (also listed in Joint Sessions)**  
**Tuesday, October 1, 5:15 p.m.**

### Patient Safety and Quality

The Annual Meeting is an opportunity to share best practices on quality improvement in order to elevate the standard of care. With an emphasis on patient safety and protocols, quality improvement practices influence how high-quality care is administered to patients.

**Knowledge is Power: A Decade of RO-ILS Experience**  
**Sunday, September 29, 8:00 a.m.**

**Elevating Excellence without the Extra Steps: APEx Insights and Innovative Strategies**  
**Monday, September 30, 8:00 a.m.**

**SS 23: Using Yesterday's Data to Drive Tomorrow's Change: Advances in Patient Safety**  
**Monday, September 30, 3:00 p.m.**

**Practical Elements of a Radiopharmaceutical Program: Findings from ASTRO's Safety White Paper**  
**Tuesday, October 1, 5:15 p.m.**

**Poster Q&A 08 – Patient Safety**  
**Tuesday, October 1, 2:30 p.m.**

**Quick Pitch 14 – From Time Tracking to AI: Let's Drive Safer Treatments Together**  
**Tuesday, October 1, 4:00 p.m.**

**PQA 10 - Global Oncology Poster Q&A**  
**Wednesday, October 2, 10:30 a.m. - 11:45 a.m.**

## Health Equity, Diversity and Inclusion

ASTRO continues to expand its initiatives and education about health equity, diversity and inclusion in health care. The educational and science programs have sessions available to provide a well-rounded Annual Meeting experience while expanding professionals' social awareness on DEI within radiation oncology.

**Workshop 03 – No Longer “Taboo:” An Interactive Workshop for Providers Navigating Compassionate Conversations with Sexual and Gender Minority (SGM) Patients**

**Sunday, September 29, 2:30 p.m.**

**EDU 10 – Moving Beyond Auditory Speech: Improving Equity for Patients and Providers with Diverse Communication Needs**

**Sunday, September 29, 4:45 p.m.**

**EDU 15 – Addressing Disparities in the Delivery of Palliative Radiation Therapy**

**Monday, September 30, 8:00 a.m.**

**SS 20 – Diversity, Equity and Inclusion in Health Care**

**Monday, September 30, 10:45 a.m.**

**EDU 40 – The Hidden Risks of Artificial Intelligence (AI): Biases and Disparities in the Global Development and Deployment of AI for Cancer Care**

**Tuesday, October 1, 12:45 p.m.**

## Physician wellness-related Sessions

Numerous sessions will speak to the meeting's theme of physician wellness, including the following.

**PQA 03 – The Radiosurgery Society Mentored Publications: Advancing Guidance and Collaboration in Stereotactic Radiation Therapy while Enhancing Physician Wellness**

**Monday, September 30, 8:00 a.m.**

**ST 01 – Overlooked No More: Managing Provider Wellness after Medical Error**

**Monday, September 30, 10:45 a.m.**

**Presidential Address: Is There a Relationship Between Provider Well-Being and Quality of Patient Care?**

**Monday, September 30, 1:00 p.m.**

**ST 02 – Promoting Sustainability, Resilience and Growth for Providers Caring for the Pediatric Patient: A Storytelling Session**

**Tuesday, October 1, 8:00 a.m.**

## Joint Sessions

**EDU 32 – ASTRO/JASTRO Joint Session: Advances in Liver Cancer Radiation Therapy**

**Monday, September 30, 5:00 p.m.**

**EDU 62 – ASTRO/ESTRO Joint Session**

**Tuesday, October 1, 5:15 p.m.**

## Radiopharmaceutical Therapy (RPT) Sessions

**EDU 61 – Practical Elements of a Radiopharmaceutical Program: Findings from ASTRO's Safety White Paper**

**Tuesday, October 1, 5:15 p.m.**

**SS 29 – Tumor Immunity Following Radiopharmaceutical + Checkpoint Blockade Varies with Treatment Sequence, Radioisotope and Tumor Immunogenicity**

**Tuesday, October 1, 12:45 p.m.**

## 18 RPT POSTERS ACROSS THREE SESSIONS

**PQA 02: Physics**


**Sunday, September 29, 4:45 p.m.**

**PQA 06: Biology**

**Monday, September 30, 5:00 p.m.**

**PQA 08: Genitourinary**

**Tuesday, October 1 at 2:30 p.m.**

Use the Annual Meeting Portal to search these topics, browse programming by day, build your schedule and more at [www.astro.org/AMportal](http://www.astro.org/AMportal). 







# MEETING HIGHLIGHTS

Programming begins Saturday with several workshops and the Practical Radiation Oncology Program.

## Practical Radiation Oncology Program

Returning for its seventh year, the Practical Radiation Oncology (PRO) Program continues to support the field with a two-day program specifically designed for the community practice radiation oncologist. This program takes place Saturday and Sunday to accommodate doctors who can't leave their practice during the week. The content is specifically curated to address the needs of a community practice physician. The program includes disease site reviews, interactive case-based discussions, a coding update and a scientific overview. In addition to being available at a discounted rate as a weekend-only event, the PRO Program is also included in the full registration package allowing all attendees access.

## Special Sessions

Check out the myriad of special sessions offered at this year's Annual Meeting, whether interactive *workshop sessions* for immersive education, *extended sessions* for in-depth topic exploration, or engaging *storytelling sessions* where voices from both cancer survivors and experts intertwine, sharing insightful experiences.

## Workshops

### Workshop 01: ACGME Workshop – Review Committee Update and Accreditation Info You Need for Your Program

**Saturday, September 28 | 1:00 p.m. - 2:30 p.m.**

This workshop will provide an update to radiation oncology residency program directors and program coordinators on the work of the Review Committee for Radiation Oncology in the Next Accreditation System, including changes in program requirements

and NAS accreditation reviews. It will also provide an opportunity for attendees to share their challenges and local solutions.

### Workshop 02: Radiopharmaceutical Therapy Workshop\*

**Saturday, September 28 | 1:00 p.m. - 5:30 p.m.**

*\*Please note that this workshop is an additional cost.*

*\$150 - Member/Nonmember*

*\$0 - Student/Resident/Fellows/Members-in-training/  
Patient Advocates*

This special, comprehensive workshop will focus on clinical indications, difficult cases, medical physics considerations, development of standard operating procedures for clinical implementation, billing and safe theranostic delivery practices. Specifically, Radium-223, Lutetium-177 dotatate and Lutetium-177 PSMA-617 will be discussed. The session will include didactic presentation from physician experts from radiation oncology, nuclear medicine, medical oncology and medical physicists.

### Workshop 03: No Longer "Taboo:" An Interactive Workshop for Providers Navigating Compassionate Conversations with Sexual and Gender Minority (SGM) Patients

**Sunday, September 29 | 2:30 p.m. - 4:15 p.m.**

After an overview of current best practices for establishing and maintaining clinic environments that are welcoming, safe and inclusive for SGM patients, participants will be randomly assigned to small groups with one to two content experts, where they will be presented with three real-world scenarios designed around SGM patients with cancer to enhance provider competence for navigating discussions regarding: 1) sexual health and treatment-related sexual function, 2) gender

identity in adolescent and young adult SGM patient populations, 3) cancer treatment concerns for patients on gender-affirming hormone therapy.

#### Workshop 04: Grant Writing Workshop

**Sunday, September 29 | 2:45 p.m. - 4:15 p.m.**

The workshop will provide residents, trainees and junior faculty with information on grant writing, including educational information and an interactive breakout session. There will be highly valuable information regarding the development of specific aims, the revision process and the NIH officer perspective. Also, there will be a unique opportunity for Grant Writing Office Hours outside of the session in the Early Career and Mentoring Lounge.

#### Extended Sessions

##### EDU 04: Fine ART: Ever Evolving Online Adaptive Radiotherapy Technologies and Clinical Innovations

**Sunday, September 29 | 2:30 p.m. - 4:30 p.m.**

This session will be devoted to the basic scientific innovations, translational physics developments, and clinical deployments of adaptive radiotherapy workflows for the improvement of patient treatments and outcomes. The speakers include physicists, physicians and a dosimetrist from multiple institutions where adaptive radiotherapy techniques have been developed and deployed for clinical treatments, representing both photon and proton therapy and CBCT, MR and PET imaging systems.

##### EDU 05: SITC Advances in Cancer Immunotherapy (ACI) for Radiation Oncologists

**Sunday, September 29 | 2:30 p.m. - 4:30 pm**

Participants will learn the rationale for combining radiation therapy with different types of immunotherapy and the factors that may affect the efficacy of the treatment, including the radiation dose and field, and sequencing of radiation with immunotherapy. Examples of specific clinical situations and clinical cases will be discussed.



#### Storytelling Sessions

##### Storytelling 01: Overlooked No More: Managing Provider Wellness after Medical Errors

**Monday, September 30 | 10:45 a.m. - 12:00 p.m.**

Health care workers experiencing trauma from committing a medical error have been referred to as “second victims.” This session will address and acknowledge this overlooked, deeply harmful phenomenon. Leaders in radiation safety will discuss their own experiences navigating practice after being involved in or witnessing an error. An architect of the Resilience in Stressful Events (RISE) program will share techniques in how best to support second victims.

##### Storytelling 02: Promoting Sustainability, Resilience and Growth for Providers Caring for the Pediatric Patient: A Storytelling Session

**Tuesday, October 1 | 8:00 a.m. - 9:00 a.m.**

Oncologists are faced with challenging patient discussions in the curative and palliative setting, particularly when caring for the pediatric patient. In the curative setting, treatment may come at the cost of significant long-term treatment related side effects that can be life altering, and difficult for caregivers to comprehend. In the palliative setting, one tries to balance the benefit of treatment with the added logistics and emotional impact of treating a pediatric patient and the need to effectively communicate to maintain hope. The goal of this session is to provide resources and tools from a multidisciplinary expert panel to elevate one’s practice to improve physical and emotional sustainability to allow for growth of the pediatric provider.

*Continued on following page*

## EARLY CAREER AND MENTORING LOUNGE

The lounge, located in the East Salon C, Street Level, is a networking space for Early Career members to relax, connect with peers, and meet for one-on-one mentoring. This year, we've added programming.\*

### Saturday

**8:00 a.m. - 5:00 p.m.**

Open all day for one-on-one mentoring sessions; No formal programming is scheduled.

### Sunday

**8:00 a.m. - 9:00 a.m.**

Early Career Committee Meeting, open to all Early Career attendees.

**12:15 p.m. - 12:45 p.m.**

How to Become a FASTRO

**2:00 p.m. - 2:30 p.m.**

Explore RTAnswers on Epic MyChart Care Companion

**2:30 p.m. - 3:00 p.m.**

One-on-One: Hands On MyChart Care Companion

**3:00 p.m. - 4:00 p.m.**

Speed Mentoring

**6:00 p.m. - 6:30 p.m.**

Informal Early Career Reception, Cash Bar

### Monday

**8:00 a.m. - 9:00 a.m.**

ASTRO Committee Fair

**10:45 a.m. - 11:45 a.m.**

Speed Mentoring

**12:00 p.m. - 1:00 p.m.**

Grant Writing Office Hours

**3:00 p.m. - 3:30 p.m.**

Plenary Debrief

**3:00 p.m. - 4:00 p.m.**

Grant Writing Office Hours

**3:30 p.m. - 4:00 p.m.**

Explore RTAnswers on Epic MyChart Care Companion

**4:00 p.m. - 4:30 p.m.**

One-on-One: Hands on MyChart Care Companion

### Tuesday

**10:30 a.m. - 11:30 a.m.**

Grant Writing Office Hours

**1:15 p.m. - 2:15 p.m.**

Speed Mentoring

**2:30 p.m. - 3:30 p.m.**

Grant Writing Office Hours



Scan for more information on programming.

*\*Current as of July 17, 2024*

### Speed Mentoring is back!

Speed Mentoring is a series of short, focused conversations on specific topics, and we are excited to announce its return this year, bigger and better than ever! We have a lineup of three days of impactful sessions! Visit [www.astro.org/speedmentoring](http://www.astro.org/speedmentoring) for the full list of topics and mark your calendar to attend one, or all, of these scheduled sessions:

- Sunday, September 29 | 3:00 p.m. - 4:00 p.m.
- Monday, September 30 | 10:45 a.m. - 11:45 a.m.
- Tuesday, October 1 | 1:15 p.m. - 2:15 p.m.





## **NEW** DAILY eCONTOURING CASES

New this year! ASTRO will feature a Contouring Case of the Day. Each day of the Annual Meeting, a case will be posted on the meeting website with a case description, possible treatment plan, image series and the question “How would you contour for this patient?” Attendees will have the opportunity to review the information and weigh in how they would contour for the selected case. Each day will feature a different presenter and disease site. The case will highlight challenges in contouring the case and will also feature resources on contouring, including guidelines and helpful hints that would assist in contouring similar cases.

Following each day’s Contouring Case of the Day, expert commentary will be given by the presenter of the case on how they contoured the case. For some cases, there may not be one right answer and experts will provide alternating opinions with rationale on how they would contour the case. A follow-up discussion will occur in the Annual Meeting ROhub Community as well as on ASTRO’s social media channels. Participants will be entered into a drawing for free ASTRO merchandise.

## **RO-ILS – 10 YEARS, 850 FACILITIES, 37,000 EVENTS**

RO-ILS: Radiation Oncology Incident Learning System® launched 10 years ago, fulfilling a commitment of ASTRO’s Target Safety campaign. The program aggregates errors, near misses, and other operational issues from diverse practices across the country in a standardized, radiation-oncology specific format under the auspices of the federal Patient Safety Act. The data is federally protected and confidential, giving assurances to users that the data is in safe hands. In the first decade of the program, over 850 facilities across the United States have enrolled in the free program, more than 37,000 events have been reported and over 60 written



education resources have been released. ASTRO will be celebrating 10 years of RO-ILS through various events during the Annual Meeting. To learn more, visit [astro.org/roils10year](http://astro.org/roils10year).

The success of the RO-ILS program is made possible by sponsors ASTRO and AAPM; supporters, including Varian, Sun Nuclear, ASRT, and AAMD, and importantly, RO-ILS users and volunteers.

## **SURVIVOR CIRCLE**

Stop by the Survivor Circle booth to learn more about this year’s Survivor Circle Grants recipients: Smith Center for Healing and the Arts and Touch4Life.



Based in our host city of Washington, DC, the Smith Center Healing for the Arts is motivated by a mission to develop and promote healing practices that explore physical, emotional and mental wellness by utilizing the arts. Since 1996, the Center has specifically done this by providing meaningful cancer retreats, support groups, healing and stress reduction sessions, creativity workshops, patient navigation, nutrition classes and resources for people dealing with a cancer journey.

Touch4Life is committed to cancer health equity focused on biomarker and genetic testing, with an overall mission to increase the breast health IQ of BIPOC and underserved communities and eliminate disparities in breast cancer outcomes. When Touch4Life’s founder learned that her access to clinical trials and precision medicine were not widely offered to Black patients, she dedicated her life to educating and empowering others. While based in Maryland, the nature of Touch4Life’s mission extends to educate across states as they bring their information to conferences and online events and via their website.

Learn more about these two incredible organizations at the Survivor Circle booth, and while there, take a few minutes to relax, recharge and add some color to the communal coloring board. 🎨



## **ASTRO Resource Center** 📍 East Salon A/B, Street Level

Stop in to learn more about the Annual Meeting, ASTRO membership, continuing education and MOC requirements, and how to fill out evaluations. Also, learn about ASTRO’s products and services or get help with the Annual Meeting Portal. While you’re here, visit the ASTROmerch store!



# BRINGING TOMORROW'S TREATMENTS TO MORE PATIENTS TODAY

Clinical trials at Markey Cancer Center are changing the future of cancer care in the Commonwealth. As Kentucky's first and only NCI Comprehensive Cancer Center, we have the ability to perform innovative clinical trials and provide our patients with direct access to leading-edge treatments they can't get anywhere else.



Read more about how our clinical trials are accelerating cancer care at [ukhealthcare.com/clinicaltrials](https://ukhealthcare.com/clinicaltrials).



 Markey  
Cancer Center

An NCI Comprehensive Cancer Center

With support from 2,500+ donors, the Radiation Oncology Institute (ROI) — the charity foundation for ASTRO — has accelerated bold and innovative ideas in radiation oncology by funding more than \$4.7 million in research projects to help every person have access to the best radiation oncology to live a longer, healthier life.

 [ROIInstitute.org](https://ROIInstitute.org) |  [@RO\\_Institute](https://twitter.com/RO_Institute)

## ROI Research: Accelerating the Safe Delivery of Proton FLASH RT

ROI Researcher Joseph Harms, PhD, is leading the development of a new detector to accurately and repeatably measure the intense radiation fields delivered during proton FLASH radiation therapy. The innovative system is a critical advance toward safely treating patients with FLASH in the clinic.

The detector combines a high-speed camera and a scintillator, a material that emits light when exposed to radiation, to provide real-time verification of the dose and dose rate during treatment. See Dr. Harms' colleague Megan Clark, a Medical Physics PhD student at Dartmouth, present key results about how the system detects errors in the delivery of realistic patient treatment plans in a pre-clinical setting for FLASH RT during the "Best of Physics" session on Wednesday, October 2 at 11:00 a.m. in Room 145.

### Visit the ROI POD

 East Salon A/B, Street Level



## RUN FOR RESEARCH

Lace up your running (or walking!) shoes for the annual ROI 5k!

Learn more and register online at:

[ROIInstitute.org/5k](https://ROIInstitute.org/5k)

## ROI Research Results at the Annual Meeting

### Sunday, September 29

4:45 p.m. | Poster Q&A 02 - Physics

2451: Feasibility of Cardiac Chamber Auto-Segmentation and Dose Optimization for MR-Guided Online Adaptive Radiotherapy of Central Lung Cancer

### Monday, September 30

8:00 a.m. | Poster Q&A 03 - Gynecological Cancer, Pediatric Cancer, and Professional Development

3574: Evaluation of a Graphic Narrative Patient Education Tool to Reduce Pre-Treatment Anxiety for Patients Receiving Radiotherapy in a Latin American Hospital

3:00 p.m. | SS 23 - Patient Safety 1: Using Yesterday's Data to Drive Tomorrow's Change: Advances in Patient Safety

236: "If You're Talking, I Think You're Muted:" Follow-Up Analysis of Weekly Peer Review Discussion and Deviation Detection after Transitioning from Virtual to In-Person Format

### Tuesday, October 1

12:45 p.m. | Poster Q&A 07 - Gastrointestinal Cancer and Sarcoma/Cutaneous Tumors

3066: Safety and Efficacy of Stereotactic Body Radiation Therapy for Hepatocellular Carcinoma in Patients with Advanced Cirrhosis Awaiting Liver Transplantation: An ROI-funded Prospective Pilot Study

4:00 p.m. | Poster Q&A 09 - Hematologic Malignancies and Digital Health Innovations

3395: A Simple Walking Program to Enhance Concurrent Chemoradiotherapy Delivery: A Randomized Trial

5:15 p.m. | Poster Q&A 08 - Gynecological Cancer, Pediatric Cancer and Professional Development

Pilot Study Assessing Student Interest in Combined Residency Training Pathways with Radiation Oncology

### Wednesday, October 2

10:30 a.m. | Poster Q&A 10 - Head & Neck Cancer and Health Services Research/Global Oncology

3606: Climate-Smart Oncology: Can Hypofractionation Lighten Radiotherapy's Environmental Load?

3620: Parotid Voxel Dose Analysis with Machine Learning Toward Xerostomia Prediction in Head and Neck Cancer Irradiation

3722: Evaluating the Impact of Wildfires on Radiotherapy Compliance and Financial Costs: Insights from a Multi-Clinic Analysis



# ARRO Day 2024: Enhancing Resident Wellness for Exceptional Patient Care

**ZACHARY WHITE, MD**  
Chair, ARRO Executive Committee  
Equity and Inclusion Subcommittee Chair

**JOY OGUNMUYIWA, MD, MPH**  
Vice-Chair, ARRO Executive Committee  
Global Health Subcommittee Chair

**MUSTAFA BASREE, DO, MS**  
Vice-Chair, ARRO Executive Committee  
Education Subcommittee Chair

**YASAMIN SHARIFZADEH, MD**  
Vice-Chair, ARRO Executive Committee  
Communications and Advocacy Subcommittee Chair

**THE ASSOCIATION OF RESIDENTS IN RADIATION ONCOLOGY (ARRO)** Executive Committee is excited to announce the upcoming ARRO Day 2024, which will be held on September 28 at the Washington Convention Center in Washington, DC. ARRO Day is comprised of a full day of programming at the ASTRO Annual Meeting geared toward activities of great interest to ASTRO members-in-training. This year's theme, "Targeting Resident Wellness for Exceptional Patient Care," highlights the importance of supporting health care providers to improve patient outcomes.

## Mentorship Meet and Greet

The day will commence at 11:30 a.m. with opening remarks and lunch, accompanied by an awards ceremony to celebrate outstanding contributions by residents in the field. Attendees will then participate in a "Mentorship Meet and Greet" from 12:00 p.m. to 12:55 p.m., facilitated by Yasamin Sharifzadeh, MD, providing an opportunity to connect with experienced professionals and peers. Over 40 radiation oncology attending physicians in private, community-based, and academic practices will be in attendance.

## Broadening Horizons: Leadership and Career Paths Beyond the Clinic

From 1:00 p.m. to 1:55 p.m., Zach White, MD, will lead a session on "Career Opportunities/Leaders Outside the Clinic," featuring notable speakers such as Edward C. Halperin, MD, MA, Chancellor and CEO of New York Medical College; Kristina Woodhouse, MD, Clinical Director of Oncology Clinical Development at Merck & Co., Inc., Houston; and Shereef Elnahal, MD, Under Secretary for Health at the Department of Veterans

Affairs, Washington, DC. This session aims to provide insights into leadership roles in education, industry and government.

## Keynote Address on Provider Wellness

The keynote speaker, Emma Holiday, MD, from MD Anderson Cancer Center, will present from 2:00 p.m. to 2:30 p.m. Dr. Holiday will focus on provider wellness and offer valuable advice to residents, emphasizing the importance of maintaining well-being in the demanding field of radiation oncology.

## Updates from the American Board of Radiology

From 2:30 p.m. to 3:00 p.m., Mike Yunes, MD, Associate Executive Director for Radiation Oncology at the American Board of Radiology (ABR), will speak on important updates from the ABR pertinent to resident education and board exams.

## Engaging Jobs Panels and Discussions

The "Jobs Panel - Community Practice" from 3:00 p.m. to 3:45 p.m., will be moderated by Mustafa Basree, DO, and Joy Ogunmuyiwa, MD. Panelists include John Phillips, MD, MPH, of Tennessee Oncology; Kate Castle, MD, of Mary Bird Perkins Cancer Center; Eric Kielhorn, MD, of ProMedica Flower Hospital; Tracey Sherertz, MD, of Kaiser Permanente; and Brad Ackerson, MD, of Providence St. Vincent Medical Center. They will discuss opportunities and challenges in community and private practice.

The "Jobs Panel - Academic" will take place from 3:50 p.m. to 4:35 p.m., also moderated by Dr. Basree and Dr. Ogunmuyiwa. Speakers include Leila Tchelebi, MD,


Northern Westchester Hospital; Nicholas Prionas, MD, PhD, UCSF; Lauren Colbert, MD, MD Anderson Cancer Center; Krish Jethwa, MD, Mayo Rochester; and Brian E. Lally, MD, MUSC. This panel will explore academic career paths.


### Graduating Residents Survey Results and Closing Remarks

The final sessions will conclude with the ASTRO Presidential Address to residents by Howard Sandler, MD, MS, FASTRO, from 4:35 p.m. to 4:45 p.m.. To culminate the day's activities, at 4:45 p.m., Zach White, MD, will deliver the ARRO Chair Address. Additionally, Dr. White and Dr. Sharifzadeh will present the eagerly awaited annual ARRO Graduating Resident Survey results for the radiation oncology residency graduating class of 2024. The results of the survey reveal their experience with the job search.

### Additional Events

- **ARRO Reception:** Saturday, September 28, 6:00 p.m. - 8:00 p.m.
- **ARRO Mentoring and Networking Reception:** Sunday, September 29, 5:00 p.m. - 6:00 p.m.
- **4th Annual ARRO Bowl:** Sunday, September 29, 6:15 p.m. - 7:30 p.m.


ARRO Day 2024 promises to be an enriching experience for all attendees, offering valuable insights into career development, wellness and the future of radiation oncology. We look forward to welcoming residents, faculty and industry leaders to this exciting event in Washington, DC. 



## ARRO Bowl at ASTRO 2024

- Fun, fast-paced jeopardy challenge for Rad Onc Residents
- Sunday, Sept 29 from 6:15 - 7:30, after the ARRO Mentoring and Networking event in room 207A

**Don't let another team steal the most talented residents - get them on your team now!**



**varian**  
A Siemens Healthineers Company

# ASTRO MERCH



**Browse and purchase ASTRO-branded merchandise on the online store and at the Annual Meeting!**

Shop now and wear your ASTRO apparel to the meeting! Or stop by the on-site store located next to the ASTRO Resource Center to purchase select items and avoid the shipping fees!



**astromerch.astro.org**

**SCAN ME TO SHOP ONLINE!**

# Best™ medical international

A TEAMBEST GLOBAL COMPANY



## Best™ Integrated Brachytherapy Solutions Go for the Best™ for your patients!



Best™ Esophageal Brachytherapy Applicator

Best™ Breast Double-Balloon Brachytherapy Applicator



Best™ Universal Chair/Table



Best™ HDR Remote Afterloader



Best™ Stepper/Stabilizer



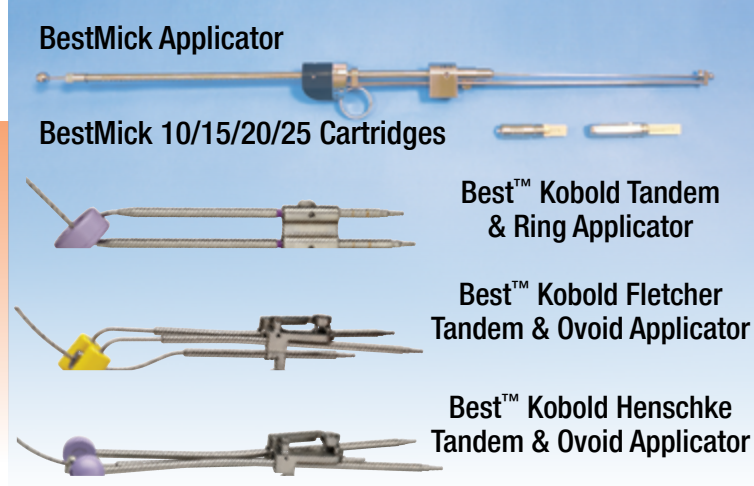
Best™ Templates



Best™ Compact Sonalis™ Ultrasound Imaging System



Best™ Treatment Planning System




BestMick Applicator

BestMick 10/15/20/25 Cartridges

Best™ Kobold Tandem & Ring Applicator

Best™ Kobold Fletcher Tandem & Ovoid Applicator

Best™ Kobold Henschke Tandem & Ovoid Applicator



mobileMOSFET Wireless Dosimetry System

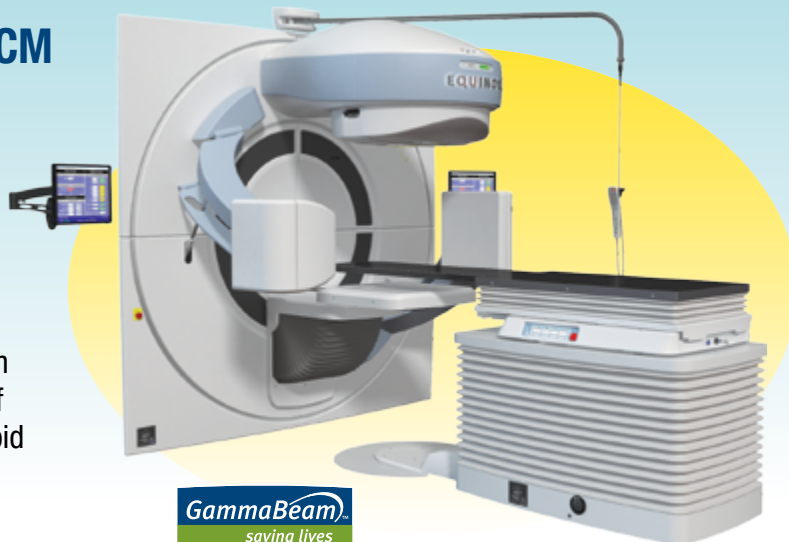
Portable Dosimetry System



## Best™ Integrated Radiotherapy Solutions

### Best™ GammaBeam™ 300-100 CM Equinox™ Teletherapy System with Avanza 6D Patient Positioning Table

The **GammaBeam™ 300-100 CM Equinox™** is an evolution of the Theratron line of treatment devices. The advanced design provides freedom in treatment planning and can interface to all of the major record/verify systems to allow for rapid treatment parameter loading, treatment set-up verification and the recording of delivery.



GammaBeam.  
saving lives

#### Comparative Analysis of <sup>60</sup>Co Intensity-Modulated Radiation Therapy

*Christopher Fox, H Edwin Romeijn, Bart Lynch, Chunhua Men, Dionne M Aleman, and James F Dempsey, Phys Med Biol. 2008 Jun 21;53(12):3175-88.*

**Abstract:** In this study, we perform a scientific comparative analysis of using <sup>60</sup>Co beams in intensity-modulated radiation therapy (IMRT). In particular, we evaluate the treatment plan quality obtained with (i) 6 MV, 18 MV and <sup>60</sup>Co IMRT; (ii) different numbers of static multileaf collimator (MLC) delivered <sup>60</sup>Co beams and (iii) a helical tomotherapy <sup>60</sup>Co beam geometry. ... The results of the investigation demonstrate the potential for IMRT radiotherapy employing commercially available <sup>60</sup>Co sources and a double-focused MLC. Increasing the number of equidistant beams beyond 9 was not observed to significantly improve target coverage or critical organ sparing and static plans were found to produce comparable plans to those obtained using a helical tomotherapy treatment delivery when optimized using the same well-tuned convex FMO model. While previous studies have shown that 18 MV plans are equivalent to 6 MV for prostate IMRT, we found that the 18 MV beams actually required more fluence to provide similar quality target coverage.

#### Cobalt-60: An Old Modality, A Renewed Challenge

*Jake Van Dyk and Jerry J. Battista, Current Oncology, November 1995*

**Abstract:** The discovery of x-rays and radioactivity 100 years ago has led to revolutionary advances in diagnosis and therapy. However, it was not until the middle of the twentieth century that megavoltage photon energies became available through the use of betatrons, cobalt-60 gamma rays and linear accelerators (linacs). The increased photon penetration and skin sparing provided radiation oncologists with new opportunities for optimizing patient treatments. In recent years, several reports have considered various issues which define the "optimum" photon energy for the treatment of malignant disease. In many of these articles, cobalt-60 is mentioned although it is generally not recommended for radiation therapy departments in the western world. Indeed, many now consider cobalt-60 as an old modality that is only useful for palliative treatments in a large department or for developing countries with limited technical resources. ... In this commentary, we ... briefly review the arguments that have been presented both for and against the use of cobalt-60 as well as add some up-to-date insights and perspectives.



For the full articles, please visit [www.gammatherapy.com](http://www.gammatherapy.com)

# ANNUAL MEETING GENERAL INFORMATION



## WALTER E. WASHINGTON CONVENTION CENTER

801 Allen Y. Lew Place NW, Washington, DC 20001  
<https://eventsdc.com/venue/walter-e-washington-convention-center>

All activities take place at the Walter E. Washington Convention Center unless otherwise stated. **Walter E. Washington Convention Center is a contactless payment facility. No cash will be accepted at registration, food and beverage concessions, or other convention center outlets.**

All information is correct as of August 5, 2024, and is subject to change. All times are listed in Eastern time.

### ATTENDEE REGISTRATION

📍 West Salon, Street Level

#### Attendee registration hours

Saturday, September 28	7:00 a.m. - 5:00 p.m.
Sunday, September 29	6:30 a.m. - 6:00 p.m.
Monday, September 30	6:30 a.m. - 6:00 p.m.
Tuesday, October 1	7:00 a.m. - 6:00 p.m.
Wednesday, October 2	7:00 a.m. - 1:00 p.m.

### EXHIBITOR REGISTRATION

📍 West Salon, Street Level

#### Exhibitor registration hours

Thursday, September 26	8:00 a.m. - 5:00 p.m.
Friday, September 27	8:00 a.m. - 5:00 p.m.
Saturday, September 28	7:00 a.m. - 5:00 p.m.
Sunday, September 29	6:30 a.m. - 5:00 p.m.
Monday, September 30	7:00 a.m. - 5:00 p.m.
Tuesday, October 1	7:00 a.m. - 5:00 p.m.

### IMPORTANT!

Online registration will be open and available throughout the meeting at the standard registration rates. We encourage registrants who will be attending the meeting in person to register online in advance prior to arriving to the Walter E. Washington Convention Center. This will save time and expedite your badge and registration material pickup on site. Once you have registered online, please proceed to the registration area, located in the West Salon at the convention center, to obtain your meeting credentials.

### ABSTRACTS AND EMBARGO POLICY

All abstracts to be presented and posters are embargoed until 5:00 p.m. Eastern time on Friday, September 27, 2024. For abstracts selected for oral presentation, information beyond what is included in the abstract, such as updated or additional results, is embargoed until the date and time of the scientific presentation or presentation at an ASTRO news briefing, whichever occurs first. The embargo policy applies to all abstracts regardless of whether information is obtained from another source.

Embargo violations by abstract authors and/or sponsors may result in the removal of the abstract from the scientific program. Abstract authors are responsible for notifying financial and other sponsors about the embargo policy. Embargo violations by media professionals may result in suspension of credentials at ASTRO's Annual Meeting and may impact access to advance media materials for future meetings. Questions about the embargo policy may be directed to [press@astro.org](mailto:press@astro.org).

The full text of the abstracts selected for oral and poster presentation will be available online in the Annual Meeting Portal when the embargo lifts. Abstracts will also be published online in the *International Journal of Radiation Oncology • Biology • Physics* (Red Journal) at that time.

## AFFILIATED MEETINGS

### 2024 ASRT Radiation Therapy Conference (RTC) September 29 – October 1 | Omni Shoreham Hotel

The American Society of Radiologic Technologists (ASRT) Radiation Therapy Conference will take place at the Omni Shoreham Hotel. ASTRO-registered attendees may attend the Radiation Therapy Conference by paying a reduced registration fee. Proof of ASTRO Annual Meeting registration (registration confirmation or badge) is required to receive this reduced rate. For more information about the ASRT Radiation Therapy Conference and registration rates, visit the ASRT website.

### 2024 SROA Annual Meeting September 29 – October 2 | Grand Hyatt Washington

The SROA 2024 Annual Meeting of the Society for Radiation Oncology Administrators (SROA) will take place at the Grand Hyatt Washington. ASTRO-registered attendees may attend the SROA general sessions by paying a reduced registration fee. Proof of ASTRO Annual Meeting registration (registration confirmation or badge) is required to receive this reduced rate. For more information about the SROA Annual Meeting and registration rates, visit the SROA website.

## ANNUAL MEETING (AM) PORTAL

### Your Annual Meeting Resource

The Annual Meeting Portal, available online at [www.astro.org/amportal](http://www.astro.org/amportal), provides you with access to the meeting program and the ability to build your schedule. You can add sessions to your schedule and bookmark exhibitors, abstracts and posters. The Portal also allows you to search sessions by day, track, session type, presenter or focus area; search exhibitors by name or product/service category; view full abstracts and posters; claim credits; access sessions being livestreamed; listen to recorded content, and much more!

## ASTRO ANNUAL MEETING CAREER CENTER

Employers and job seekers: Check out the ASTRO Career Center! Employers attending the Annual Meeting will want to take advantage of the updated Annual Meeting job posting and appointment scheduling features. Job seekers, be sure to post your résumé on the Career Center. Whether attending the Annual Meeting as an employer or a job seeker, don't miss the opportunity to connect with potential candidates or your new employer!

## ASTRO JOB BOARD

📍 Off of East Salon A/B, Street Level

A job board is available near registration, off of East Salon A/B. Employers who are attending the Annual Meeting can flag job postings online prior to the meeting and connect with job seekers on site. Copies of job postings will be available on site. Job seekers may bring copies of their résumés to post on the on-site job board, in addition to posting it online.

## ASTRO PRIVATE AND SEMI-PRIVATE INTERVIEW ROOMS

Private interview rooms are available for rent. These rooms are ideal if you have multiple interviews to conduct or prefer to interview applicants in a private setting. A limited number of private interview rooms are available for three-hour periods. For more information, contact Todd Karstaedt at [todd.karstaedt@astro.org](mailto:todd.karstaedt@astro.org). On site, stop by the ASTRO Resource Center located in the West Salon to check availability.

## ASTRO Bistro

📍 Front of Hall A, Exhibit Hall

**Dates:** Sunday, September 29 – Tuesday, October 1

**Time:** 11:00 a.m. - 2:30 p.m.

The ASTRO Bistro will be offered in the Exhibit Hall. The Bistro menu includes buffet-style meals with different cuisine options offered each day. The ASTRO Bistro provides a comfortable place to eat, meet and network with colleagues and exhibitors. View a sample menu at [www.astro.org/astrobistro](http://www.astro.org/astrobistro).

ASTRO Bistro tickets are valid for lunch only on the day requested and are only redeemable at the ASTRO Bistro and cannot be used at other concessions within the Walter E. Washington Convention Center. Unredeemed ASTRO Bistro tickets cannot be used on the following day. ASTRO Bistro tickets are nonrefundable.

ASTRO Bistro lunch ticket (per person/day): \$35

How to purchase attendee lunch tickets:

ASTRO Bistro tickets can be purchased online via the attendee registration process at [www.astro.org/amregister](http://www.astro.org/amregister) until Friday, September 20. After this date, a very limited number of tickets may be available for purchase on site at the ASTRO Bistro on a first-come, first-served basis. Advance ticket purchase is strongly encouraged.



### ASTRO EVENT CODE OF CONDUCT

ASTRO is committed to providing a professional, collegial, safe and respectful environment for all aspects of the Annual Meeting.

To view our ASTRO Event Code of Conduct, please visit our website at [www.astro.org/eventconduct](http://www.astro.org/eventconduct).

To view ASTRO's Attendee Polices, please visit our website at [www.astro.org/policies](http://www.astro.org/policies).

### ASTRO RESOURCE CENTER

📍 East Salon A/B, Street Level

ASTRO representatives will be available to answer questions about the Annual Meeting, ASTRO membership, continuing education, MOC requirements, session and meeting evaluations and provide information on any of ASTRO's products and services. They can also offer assistance with the Annual Meeting Portal. Badge ribbons will be available for pickup for 25-year members, APEx participants, RO-ILS participants and *ASTRONews* Editorial Board members.

#### Hours of operation

Saturday, September 28	7:00 a.m. - 5:00 p.m.
Sunday, September 29	6:30 a.m. - 5:00 p.m.
Monday, September 30	7:00 a.m. - 5:00 p.m.
Tuesday, October 1	7:00 a.m. - 5:00 p.m.
Wednesday, October 2	7:00 a.m. - 2:00 p.m.

### ASTRO STORE

📍 Off of East Salon A/B, Street Level

ASTRO apparel and promotional items are for sale at the new ASTRO Store. Limited inventory is available on site with a larger selection available to order online. Stop by the ASTRO Store near the ASTRO Resource Center to purchase a vest or pullover to keep you comfy in the chilly meeting rooms or a water bottle to keep you hydrated during your yoga session! Additional items are available.

### BUSINESS CENTER

📍 Off Grand Lobby, Street Level

The FedEx Office at the Walter E. Washington Convention Center is the exclusive business center services provider and is located in the Grand Lobby adjacent to the information desk. The FedEx Office Print and Ship Center offers you everything you need to meet your convention and exhibiting needs — from packing and shipping to signs, banners, office supplies, copying and printing services. Online ordering is available. To contact the business center, please call 202-451-2698.

#### Hours of operation

Saturday, September 28	8:00 a.m. - 6:00 p.m.
Sunday, September 29	Closed
Monday, September 30	8:00 a.m. - 6:00 p.m.
Tuesday, October 1	8:00 a.m. - 6:00 p.m.
Wednesday, October 2	8:00 a.m. - 6:00 p.m.

*Please note: on Sunday, the Marriott Marquis Business Center will be open for use.*



📍 Hall A, 200-300 Aisle, Exhibit Hall

Back again! Need a brain break or just want to crush your colleague in a spirited game of corn hole? The ASTRO Game Zone is a place for attendees and exhibitors to take a break from their day and have a little fun. A variety of games will be offered in this area, and we invite you to come join in the fun!



### ASTRO PAC POD

📍 Off West Salon, Street Level

ASTRO's political action committee (PAC) pod allows members to get information on ASTRO's advocacy and political giving, contribute on site and catch up with ASTRO's Government Relations and Health Policy staff. ASTRO PAC provides ASTRO with the opportunity to more fully participate in the political process and ensure our members' voices are being heard by key policymakers on Capitol Hill. Stop by the ASTRO PAC pod to hear the most recent updates from your ASTRO staff on Capitol Hill, including information on Medicare payment reform, prior authorization, and why engagement is so important! For more information, email [astropac@astro.org](mailto:astropac@astro.org) or visit [www.astro.org/astropac](http://www.astro.org/astropac).

#### Hours of operation

Sunday, September 29	10:00 a.m. - 5:00 p.m.
Monday, September 30	10:00 a.m. - 5:00 p.m.
Tuesday, October 1	10:00 a.m. - 5:00 p.m.

## BUSINESS MEETING AND LUNCHEON

📍 Room 146, Street Level

Tuesday, October 1 | 11:30 a.m. - 12:45 p.m.

ASTRO voting members (Active, Affiliate and International members) are invited to attend the annual Business Meeting. Leaders of the Society will discuss topics of interest to ASTRO members. Lunch will be served.

## CONTINUING EDUCATION CREDITS

The American Society for Radiation Oncology (ASTRO) is accredited by the Accreditation Council for Continuing Medical Education (ACCME) to provide continuing medical education for physicians. Credit amounts are subject to change with changes in the program.

**Live Meeting (In-Person):** ASTRO designates this live course activity for a maximum of 36 *AMA PRA Category 1 Credits™*. Physicians should claim only the credit commensurate with the extent of their participation in the activity.

**Live Meeting (Virtual):** ASTRO designates this live course activity for a maximum of 35 *AMA PRA Category 1 Credits™*. Physicians should claim only the credit commensurate with the extent of their participation in the activity.

**Meeting onDemand:** ASTRO designates this enduring material activity for a maximum of 168 *AMA PRA Category 1 Credits™*. Physicians should claim only the credit commensurate with the extent of their participation in the activity.

*AMA PRA Category 1 Credits™ credits must be claimed by June 1, 2025.*

**Dosimetrists:** An application will be submitted to the Medical Dosimetrist Certification Board for MDCB credits. MDCB credits will only be available for the in-person meeting in Washington, DC. Credits will not be available for sessions watched onDemand or via the livestream.

*Dosimetrist credits must be claimed by November 4, 2024.*

**Physicists:** An application will be submitted to the Commission on Accreditation of Medical Physics Education Programs (CAMPEP) for Medical Physics Continuing Education Credits (MPCEC). CAMPEP credits will only be available for the in-person meeting in Washington, DC and the live virtual meeting. Credits will not be available for sessions watched onDemand.

*Physicist credits must be claimed by November 4, 2024.*



## ATTENDEE GENERAL SAFETY TIPS

All attendees are encouraged to follow general safety guidelines when traveling.

- Share your travel itinerary with someone you trust.
- Travel with a buddy throughout the city.
- Stay aware of your surroundings.
- Remove your Annual Meeting Badge when away from the convention center.
- In case of an emergency, dial 911. For convention center security and first aid, dial 202-249-4111 or extension 4111 from a house phone.



## DAILY NEWS

Pick up a copy of the ASTRO Daily News Sunday, Monday and Tuesday while on site. Each edition includes the daily schedule, meeting coverage of key sessions, photos, expert commentary on top studies and more! All meeting attendees will also receive the digital Daily News emails for more meeting highlights and news.

## DEI LOUNGE

📍 Room 156, Street Level

Sunday, September 29 – Tuesday, October 1 | 10:00 a.m. - 5:00 p.m.

This is a networking space for all where diverse experiences and perspectives are valued. Meeting attendees wishing to connect, take a break or hold informal group meetups in a supportive environment are welcome.

## UNRESTRICTED EDUCATIONAL GRANT SUPPORTERS

*As of August 7, 2024*

**Merck & Co.**

**Lantheus**

**Novartis**

**Pfizer, Inc.**

## EARLY CAREER AND MENTORING LOUNGE

📍 East Salon C, Street Level

*Sponsored in part by Theragenics*

**Saturday, September 28 – Tuesday, October 1**  
**8:00 a.m. - 4:00 p.m.**

A networking space for Early Career members to relax and connect with peers. This space is also available for one-on-one mentoring meetings. This year, we've included programming to take place in the lounge including an Early Career (EC) Committee meeting, open to all EC attendees; a Committee Fair to learn about ASTRO committee work; and more. See page 20 for more information and the schedule of sessions.



## EXHIBIT HALL

📍 Halls A/B/C, Lower Level

Learn more about the latest products in cancer treatment and care in the Exhibit Hall.

### Hours of operation

Sunday, September 29	10:00 a.m. - 5:00 p.m.
Monday, September 30	10:00 a.m. - 5:00 p.m.
<i>Exhibit Hall Networking Reception</i>	4:00 p.m. - 5:00 p.m.
Tuesday, October 1	10:00 a.m. - 5:00 p.m.

## EXHIBIT HALL NETWORKING RECEPTION

📍 Halls A/B/C, Lower Level

**Monday, September 30 | 4:00 p.m. - 5:00 p.m.**

All registered attendees are invited to the Exhibit Hall Networking Reception hosted by ASTRO. This is a great opportunity for you to meet with industry partners over a beverage and refreshments while learning about the latest products, technology and services in cancer treatment and care. Full Conference, Monday One Day, Exhibit Hall Only and Spouse/Guest registrants will receive a complimentary beverage ticket on site with their registration materials.

## EXHIBITOR PRODUCT INFORMATION

Your registration badge will include a scan code that contains your contact information. This code can be scanned by exhibitors in the Exhibit Hall, so that you may request information on products and services offered by the exhibitor. Your contact information will include your email address, unless you opted not to include it during the registration process. Stop by Attendee Registration, located in the West Salon, if you would like to change your contact information.

## FAMILY-FRIENDLY SERVICES

ASTRO welcomes parents and caregivers along with their children to the Annual Meeting. We compiled the following resources and information to assist with your family's plans.



### Child care resources in Washington, DC

If you are traveling with your children and are in need of child care during the day or evening, visit [www.astro.org/childcare](http://www.astro.org/childcare) for a list of off-site child care providers. Please contact the provider directly to make your reservation.

### At the Meeting

Because of the nature of the programs and forums, no one under the age of 18 will be admitted to any official ASTRO function without first being registered by their parent or guardian. Children and caregivers will need to be registered at the on-site registration counter located in the West Salon at the Walter E. Washington Convention Center. All attendees must adhere to the Annual Meeting Attendee Policies available online at [www.astro.org/policies](http://www.astro.org/policies).

Strollers, baby carriers or similar devices are permitted in meeting rooms and the Exhibit Hall (during regular Exhibit Hall show hours only) as long as they do not block aisles or emergency exits. Parents/guardians who bring children into meeting sessions, the Poster Hall or Exhibit Hall (during regular Poster Hall and Exhibit Hall hours) or any other meeting functions or areas are asked to help maintain a professional, disturbance-free environment. Children must be supervised at all times.

### Nursing Lounge

📍 East Salon F, Street Level

The Nursing Lounge provides a dedicated space with three private nursing rooms and a refrigerator.



**FACULTY/VIP OFFICE**

📍 Room 101, Street Level

Faculty members and VIPs should check in at the Faculty/VIP Office to pick up registration materials and receive last-minute updates and program changes. The Faculty/VIP Office is conveniently located next to the Speaker Ready Room. Faculty and VIPs are welcome in the Faculty/VIP Office throughout the meeting.

Faculty and VIPs include:

- Education session moderators and speakers
- Scientific program moderators and discussants
- Presidential Symposium speakers
- Keynote speakers and introducers
- International session speakers
- 2024 ASTRO Fellows
- 2024 ASTRO Gold Medalists

*Note:* Presenters of abstracts, including poster presenters, are not classified as faculty and should follow attendee registration instructions.

**Hours of operation**

Saturday, September 28	6:30 a.m. - 6:00 p.m.
Sunday, September 29	6:30 a.m. - 6:00 p.m.
Monday, September 30	7:00 a.m. - 6:00 p.m.
Tuesday, October 1	7:00 a.m. - 6:00 p.m.
Wednesday, October 2	7:00 a.m. - 1:30 p.m.

**FIRST AID**

📍 First Aid Office-Hall A, Lower Level

For First Aid or in an emergency, dial 202-249-4111 or extension 4111 from a house phone or go to ASTRO Registration, located in the West Salon, and have a staff person contact security. Attendees may also visit the First Aid office during these hours:

**Hours of operation**

Monday, September 23	8:00 a.m. - 5:00 p.m.
Tuesday, September 24	8:00 a.m. - 5:00 p.m.
Wednesday, September 25	8:00 a.m. - 5:00 p.m.
Thursday, September 26	8:00 a.m. - 8:00 p.m.
Friday, September 27	8:00 a.m. - 8:00 p.m.
Saturday, September 28	8:00 a.m. - 8:00 p.m.
Sunday, September 29	6:30 a.m. - 6:00 p.m.
Monday, September 30	7:00 a.m. - 7:00 p.m.
Tuesday, October 1	7:00 a.m. - 12:00 a.m.
Wednesday, October 2	7:00 a.m. - 8:00 p.m.
Thursday, October 3	8:00 a.m. - 12:00 p.m.

**LOST AND FOUND**

📍 ASTRO Resource Center, Street Level

To report a missing item, check if an item has been turned in to security or turn in a lost item, stop by the ASTRO Resource Center located in the East Salon A/B on the Street Level.

**Hours of operation**

Saturday, September 28	7:00 a.m. - 5:00 p.m.
Sunday, September 29	6:30 a.m. - 5:00 p.m.
Monday, September 30	7:00 a.m. - 5:00 p.m.
Tuesday, October 1	7:00 a.m. - 5:00 p.m.
Wednesday, October 2	7:00 a.m. - 2:00 p.m.

**LUGGAGE/COAT CHECK**

📍 West Salon, Street Level

Luggage and coat check will be available at Walter E. Washington Convention Center in the West Salon for \$5 per item.

**Hours of operation**

Saturday, September 28	7:30 a.m. - 6:30 p.m.
Sunday, September 29	6:00 a.m. - 6:30 p.m.
Monday, September 30	7:00 a.m. - 6:30 p.m.
Tuesday, October 1	7:00 a.m. - 6:30 p.m.
Wednesday, October 2	7:00 a.m. - 2:30 p.m.

**MEDITATION ROOM**

📍 Room 208B, Second Level

A Meditation Room will be available for those in need of a quiet place to meditate or pray.

**2024 CORPORATE AMBASSADORS**

ASTRO proudly recognizes the ongoing commitment of our Corporate Ambassadors for their outstanding year-round leadership and promotional sponsorship of radiation oncology.

ACCURAY

AstraZeneca 

 BRAINLAB

 Bristol Myers Squibb™

 Elekta

Genentech  
A Member of the Roche Group

 LANTHEUS™

 MEVION  
medical systems

 NOVARTIS

novocure®

varian  
A Siemens Healthineers Company

## MEETING ONDEMAND

The Meeting onDemand gives you access to session recordings to extend your learning with vast and versatile access beyond the live meeting dates. Both In-person Full Conference and Virtual Full Conference registration include onDemand access with continuing education credit for most meeting sessions. Session recordings will be available within 24 hours of the end of the session. Access the recordings and claim CME credit until June 1, 2025. Learn more at [www.astro.org/amondemand](http://www.astro.org/amondemand).

## NEWS BRIEFINGS AND PRESS OFFICE

📍 Rooms 103A and 103B, Street Level

Registered media professionals are provided with press materials and access to cover ASTRO's Annual Meeting. ASTRO news briefings will highlight abstracts presented at the Annual Meeting and topical issues that impact cancer care. For more information about ASTRO's press program, news briefings and press policies, visit [www.astro.org/annualmeetingpress](http://www.astro.org/annualmeetingpress) or email [press@astro.org](mailto:press@astro.org).

## PARKING

More than 3,000 parking spaces are located within a three-block radius of the Walter E. Washington Convention Center, including surface lots and garages. Exhibitors and attendees are encouraged to use these public parking facilities. Parking regulations are heavily enforced in the convention center's surrounding residential areas. There is no public parking at the convention center. Visit the <https://eventsdc.com/venue/walter-e-washington-convention-center/getting-there> for a parking map.

*\*Please note that ASTRO does not validate for parking. Parking rates are subject to change at any time.*

## ORAL SCIENTIFIC SESSIONS

There are 44 Oral Scientific Sessions, labeled as SS 01 – SS 44. These are 60-minute or 75-minute sessions where abstract presenters have seven minutes to discuss their study, followed by three minutes of Q&A with the audience. Oral Scientific Sessions are organized by disease site and include radiation physics, radiation biology, palliative care, patient reported outcomes/quality of life/survivorship, pediatrics and digital health innovation and informatics. Oral Scientific Sessions are scheduled throughout the meeting and run concurrently with the other session types, such as Education.



## POSTERS

📍 Hall C, Lower Level

Over 1,700 posters will be presented in person at digital poster kiosk screens within 10 scheduled poster sessions. Presenters will have five minutes for individual presentations and Q&A followed by open Q&A time for all presenters. Posters will be available for browsing in Hall C starting Sunday, September 29, at 10:00 a.m. Online abstracts and posters will be available beginning Friday, September 27, at 5:00 p.m. Eastern time through the Annual Meeting Portal. For a full schedule of poster sessions, and to view posters and listen to poster presenters, visit the Annual Meeting Portal at [www.astro.org/amportal](http://www.astro.org/amportal).

## POSTER Q&A SESSIONS

📍 Hall C, Lower Level

### Sunday, September 29

**Poster Q&A Session 1 | 2:45 p.m. - 4:15 p.m.**

Lung Cancer/Thoracic Malignancies and Diversity, Equity and Inclusion in Health Care

**Poster Q&A Session 2 | 4:45 p.m. - 6:00 p.m.**

Physics

### Monday, September 30

**Poster Q&A Session 3 | 8:00 a.m. - 9:00 a.m.**

Gynecological Cancer, Pediatric Cancer and Professional Development

**Poster Q&A Session 4 | 10:45 a.m. - 12:00 p.m.**

Palliative Care and Central Nervous System

**Poster Q&A Session 5 | 3:00 p.m. - 4:00 p.m.**

Breast and Nonmalignant Disease

**Poster Q&A Session 6 | 5:00 p.m. - 6:00 p.m.**

Biology and Patient Reported Outcomes/QoL/Survivorship

**Tuesday, October 1**

**Poster Q&A Session 7** | 12:45 p.m. - 2:00 p.m.  
Gastrointestinal Cancer and Sarcoma/Cutaneous Tumors

**Poster Q&A Session 8** | 2:30 p.m. - 3:45 p.m.  
Genitourinary Cancer, Patient Safety and Nursing/Supportive Care

**Poster Q&A Session 9** | 4:00 p.m. - 5:00 p.m.  
Hematologic Malignancies and Digital Health Innovations

**Wednesday, October 2**

**Poster Q&A Session 10** | 10:30 a.m. - 11:45 a.m.  
Head and Neck Cancer and Health Services Research/Global Oncology

**POSTER PRESENTER CONCIERGE**

📍 Hall C, Lower Level

Staff will be available to assist presenters with uploading any last-minute changes and to help presenters find their assigned station.

**QUICK PITCH SCIENTIFIC SESSIONS**

Quick Pitch Scientific Sessions, labeled as QP 01 – QP 27, are oral scientific presentation sessions formatted with an introduction by the session moderator and short presentations by abstract presenters followed by a moderated Q&A period between presenters and the audience, ending with a brief closing by the moderator. Abstract presentations will be quick — five minutes with five slides — including any important “takeaways.”

**SCIENCE HIGHLIGHTS**

These sessions will highlight important abstracts in six disease site tracks. Expert discussants will provide an overview of three to five of the top-rated abstracts, highlighting clinically applicable information and comparing the abstracts with similar studies.

**Monday, September 30** | 8:00 a.m. - 8:30 a.m.

**Science Highlights 1:** Central Nervous System  
📍 Room 147

**Science Highlights 2:** Breast  
📍 Room 145

**Tuesday, October 1** | 8:00 a.m. - 8:30 a.m.

**Science Highlights 3:** Head and Neck Cancer  
📍 Room 151

**Science Highlights 4:** Genitourinary Cancer  
📍 Room 145

**Wednesday, October 2** | 8:00 a.m. - 8:30 a.m.

**Science Highlights 5:** Lung Cancer/  
Thoracic Malignancies  
📍 Room 202

**Science Highlights 6:** Gastrointestinal Cancer  
📍 Room 151

**ROhub ANNUAL MEETING COMMUNITY**

The Annual Meeting community on the ROhub brings you the latest news and updates leading up to the meeting through daily emails. Upon registration, full conference meeting attendees who are participating in person and virtually, are added to the community and will receive emails of recent posts and activity. Visit the community to interact with fellow attendees and presenters, ask questions about the meeting, gain insights from presenters and more! New this year is the Contouring Case of the Day with discussions taking place on the Annual Meeting community.

**2024 ANNUAL MEETING PROMOTIONAL SPONSORS**

*As of August 7, 2024*

	    
	       
	<p>Pfizer, Inc.</p>
	<p>Theragenics</p>





📍 East Salon A/B, Street Level

The Radiation Oncology Institute (ROI) — the ASTRO Foundation — accelerates bold and innovative ideas in radiation therapy to help every person live a longer, healthier life.

ROI invites members to learn about available research grants, new Publication Excellence Award winners, and opportunities to donate to the charity accelerating your profession.

**Hours of operation**

Sunday, September 29            1:00 p.m. - 5:00 p.m.  
 Monday, September 30        9:00 a.m. - 5:00 p.m.  
 Tuesday, October 1            9:00 a.m. - 5:00 p.m.



**ROI 5k**

*Powered by Varian, a Siemens Healthineers Company*

Lace up your running (or walking!) shoes for the ROI 5k, powered by Varian, a Siemens Healthineers company. With your race registration, you'll receive awesome swag, an invite to our group run on Tuesday, October 1, and access to multiple scenic routes via Strava, a free app. This year you're invited to run at your convenience and log your time or join us for the group run as the sun rises over the DC monuments. All funds raised will benefit the Radiation Oncology Institute (ROI) — the ASTRO Foundation.

**Learn more or register additional participants at [www.ROIInstitute.org/5k](http://www.ROIInstitute.org/5k).**

**SMOKING**



The Walter E. Washington Convention Center is a nonsmoking facility.

**SPEAKER READY ROOM**

📍 Room 102, Street Level

Please upload your preliminary slides no later than Monday, September 23, 2024, at 11:59 p.m. Pacific time. Once on site, you are required to also visit the Speaker Ready Room, located in Room 102, to confirm that your presentation is uploaded and correct.

**Hours of operation**

Saturday, September 28        6:30 a.m. - 6:00 p.m.  
 Sunday, September 29        6:30 a.m. - 6:00 p.m.  
 Monday, September 30        7:00 a.m. - 6:00 p.m.  
 Tuesday, October 1            7:00 a.m. - 6:00 p.m.  
 Wednesday, October 2        7:00 a.m. - 1:30 p.m.



**FOLLOW ASTRO**

**#ASTRO24**

Follow ASTRO on social media for all the latest updates and announcements during the Annual Meeting. Use the hashtag #ASTRO24 on all your posts and to follow discussions. The #ASTRO24 Social Champions will be announced in September. The Social Media Meetup is Sunday, September 29, from 4:00 p.m. - 4:30 p.m. at the ASTRO sign in the Grand Lobby of the Walter E. Washington Convention Center. Find out more about our social media policies and use of hashtags at [astro.org/socialmedia](http://astro.org/socialmedia).

- @ASTRO\_org and @ASTRO\_Chair and @RO\_Institute
- @ASTRO\_org and @RT\_Answers
- @AmericanSocietyforRadiationOncology
- @american-society-for-radiation-oncology
- ASTROtargetingCancer and RTAnswers

**SURVIVOR CIRCLE**

📍 East Salon A/B, Street Level



Stop by the Survivor Circle booth to learn more about this year's Survivor Circle Grant recipients: Smith Center for Healing and the Arts and Touch4Life. While there, take a few minutes to relax, recharge and add some color to the communal coloring board.

## SUSTAINABILITY INITIATIVE



ASTRO is committed to doing its part to mitigate the effects of climate change on patient care and promote environmental sustainability practices within our field. While we recognize that face-to-face events offer a valuable way for our specialty to connect and network in person, we also understand the importance of organizing an Annual Meeting that is environmentally and socially responsible.

Learn more about ASTRO's green initiatives and how you can help lessen your environmental footprint while attending ASTRO 2024 at [www.astro.org/AMGoGreen](http://www.astro.org/AMGoGreen).

## TRANSPORTATION

Washington, DC, offers a variety of convenient transportation options to help attendees easily get around the city. For more information, visit [www.astro.org/travel](http://www.astro.org/travel).

### Rental car reservations

#### Avis Rent-A-Car

Avis is offering ASTRO attendees special rates on car rentals during the Annual Meeting. To reserve your Avis rental car, call 1-800-331-1600. Be sure to mention the Avis Worldwide Discount number, J657704, when making your reservation.

### Public transportation

The Metro is Washington, DC's transit network. It provides bus and rail service throughout downtown Washington, DC, Virginia and Maryland. The Convention Center sits atop the Mt. Vernon Square/7th Street-Convention Center station served by Metro's Green and Yellow lines. Alternatively, take the Red Line to the Gallery Place-Chinatown Metro station which is a five-minute walk from the Convention Center. Visit [www.wmata.com](http://www.wmata.com) to view schedules and maps for the Metro transit system.

### To and from the airport

The Washington, DC, area is served by three major airports: Washington Dulles International Airport (IAD), Ronald Reagan Washington National Airport (DCA) and Baltimore/Washington International Thurgood Marshall Airport (BWI). Washington Dulles International Airport

is a 45-50 minute drive to the convention center, Ronald Reagan Washington National Airport is an 18-20 minute drive to the convention center and Baltimore/Washington International Airport is an hour drive to the convention center.

### Taxi

On average, a one-way taxi ride cost from each of the three Washington, DC, area airports to the Walter E. Washington Convention Center are the following:

- Ronald Reagan Washington National Airport (DCA) is approximately between \$16-\$20 (gratuity not included).
- Dulles International Airport (IAD) is approximately between \$90-\$110 (gratuity not included).
- Baltimore/Washington International Airport (BWI) is approximately between \$100-\$130 (gratuity not included).

Rates are subject to change.

### Ride sharing

Washington, DC, has a multitude of ride share car service options, such as Uber or Lyft.

## VIRTUAL MEETING

For those unable to attend in person, we offer the Virtual Meeting which provides online access to the top science and education related to the field of radiation oncology. The Virtual Meeting provides access to most meeting sessions livestreamed in real time September 28 – October 2, 2024, 7:55 a.m. - 6:15 p.m. Eastern time. Watch engaging sessions live with the opportunity to submit questions for presenters. Learn more at [www.astro.org/amvirtual](http://www.astro.org/amvirtual). If you can't watch live, the Meeting onDemand is included with Virtual Full Conference registration.

## WASHINGTON, DC CITY INFORMATION

Make the most of your time in Washington, DC! Find out more information on all the city has to offer from free museums to national monuments and memorials. Please visit [www.astro.org/exploredc](http://www.astro.org/exploredc).

## WIRELESS INTERNET ACCESS

Complimentary wireless internet access is provided in all common areas, session rooms and the Exhibit Hall. Laptops must have a Wi-Fi card to connect.

# HOTEL MAP



Map Location	Hotel	Distance to Convention Center
1	AC Hotel by Marriott Washington, DC Convention Center	0.2 mile
2	Canopy by Hilton Washington, DC Embassy Row	0.9 mile
3	Capital Hilton	0.8 mile
4	Comfort Inn Downtown DC/Convention Center	0.5 mile
5	Conrad Washington, DC	0.2 mile
6	Courtyard by Marriott Washington Downtown/Convention Center	0.2 mile
7	The Darcy	0.8 mile
8	Embassy Suites by Hilton Washington, DC Convention Center	0.2 mile
9	Fairfield Inn & Suites by Marriott Washington, DC/Downtown	0.4 mile
10	Grand Hyatt Washington	0.4 mile
11	Hamilton Hotel	0.5 mile
12	Hampton Inn Washington-Downtown-Convention Center	0.2 mile
13	The Henley Park Hotel	0.2 mile
14	Hilton Garden Inn Washington DC Downtown	0.7 mile
15	Holiday Inn Express Washington DC Downtown	0.4 mile
16	Holiday Inn Washington Central/White House	0.8 mile
17	Homewood Suites by Hilton Washington, DC Convention Center	0.3 mile
18	Hotel Monaco Washington, DC, Kimpton	0.5 mile
19	Hotel Washington	1.0 mile

Map Location	Hotel	Distance to Convention Center
20	Hyatt Washington DC/Convention Center – formerly Cambria Hotel	0.5 mile
21	JW Marriott Washington, DC	1.0 mile
22	Kimpton Banneker Hotel	0.8 mile
23	Madison Hotel, The	0.8 mile
24	Marriott Marquis Washington, DC	0.1 mile
25	Marriott at Metro Center	0.4 mile
26	Mayflower Hotel, Autograph Collection, The	1.1 mile
27	Morrison-Clark Historic Inn & Restaurant	0.3 mile
28	Moxy Washington, DC Downtown	0.2 mile
29	Residence Inn Washington Downtown/Convention Center	0.2 mile
30	Residence Inn Washington, DC Downtown	0.5 mile
31	Riggs Washington DC	0.6 mile
32	Softel Washington, DC Lafayette Square	0.9 mile
33	Viceroy Washington DC	0.9 mile
34	Washington Plaza Hotel	0.6 mile
35	Westin Washington DC City Center, The	0.8 mile
36	Westin Washington, DC Downtown Hotel, The	0.1 mile
37	Willard InterContinental, The	1.1 mile



## SHUTTLE SERVICE TO WALTER E. WASHINGTON CONVENTION CENTER

This is preliminary information only, which is subject to change at any time without notice.

Please refer to the sign in your hotel lobby for updated information.

### Hours of operation:

Service will operate every 20 minutes.

Saturday, September 28	7:00 a.m. - 7:00 p.m.
Sunday, September 29	6:30 a.m. - 7:00 p.m.
Monday, September 30	6:00 a.m. - 7:00 p.m.
Tuesday, October 1	7:00 a.m. - 7:00 p.m.
Wednesday, October 2	7:00 a.m. - 2:30 p.m.

### ASTRO Shuttle Tracker

View maps of shuttle stops/locations, real-time information with next shuttle arrival time at hotel(s) and instant alerts about schedule changes or traffic disruptions. Access the ASTRO Shuttle Tracker on site by using the Annual Meeting Portal.

### Hotels and Boarding Locations

All travel times are approximate pending time of day, day of week and traffic conditions.

ROUTE	HOTEL	AT HOTEL	APPROXIMATE ONE-WAY TRAVEL TIME	
1	Grand Hyatt Washington	11th Street Entrance	20 minutes	
	Hotel Monaco Washington, DC, Kimpton	At Riggs Washington, DC		
	Hotel Washington	At Willard InterContinental, The		
	JW Marriott Washington, DC	Pennsylvania Avenue Entrance		
	Marriott at Metro Center	At Grand Hyatt Washington		
	Riggs Washington, DC	9th Street Entrance		
	Willard InterContinental, The	F Street Entrance		
2	Canopy by Hilton Washington, DC Embassy Row	Across Rhode Island Avenue at Bataan Street	20 minutes	
	The Darcy	Curbside Lobby Entrance		
	Hamilton Hotel	Lobby Entrance		
	Holiday Inn Washington Central/White House	At The Darcy		
	Kimpton Banneker Hotel	At The Darcy		
	Madison Hotel, The	At Westin Washington, DC City Center		
	Residence Inn Washington, DC Downtown	At Westin Washington, DC City Center		
	Viceroy Washington, DC	At The Darcy		
	Washington Plaza Hotel	Curbside Vermont Avenue at driveway		
	Westin Washington, DC City Center	Across M Street from Lobby		
3	Capital Hilton	Curbside L Street	20 minutes	
	Hilton Garden Inn Washington, DC Downtown	Across I Street at 14th Street		
	Mayflower Hotel, Autograph Collection, The	Desales Street Entrance		
	Sofitel Washington, DC Lafayette Square	Across I Street at 15th Street		
Walk	<ul style="list-style-type: none"> <li>AC Hotel by Marriott Washington, DC Convention Center</li> <li>Comfort Inn Downtown DC/Convention Center</li> <li>Conrad Washington, DC</li> <li>Courtyard by Marriott Washington Downtown/Convention Center</li> <li>Embassy Suites by Hilton Washington, DC Convention Center</li> </ul>	<ul style="list-style-type: none"> <li>Fairfield Inn &amp; Suites by Marriott Washington, DC/Downtown</li> <li>Hampton Inn Washington-Downtown-Convention Center</li> <li>The Henley Park Hotel</li> <li>Holiday Inn Express Washington DC Downtown</li> <li>Homewood Suites by Hilton Washington, DC Convention Center</li> </ul>	<ul style="list-style-type: none"> <li>Hyatt Washington DC/Convention Center – formerly Cambria Hotel</li> <li>Marriott Marquis Washington, DC</li> <li>Morrison-Clark Historic Inn &amp; Restaurant</li> <li>Moxy Washington, DC Downtown</li> <li>Residence Inn Washington Downtown/Convention Center</li> <li>Westin Washington, DC Downtown Hotel, The</li> </ul>	Hotels are located within walking distance to the Walter E. Washington Convention Center.

# EXHIBITOR LIST

ASTRO Ambassador members are listed in **bold**.

Current as of August 5, 2024. See the Exhibitor Directory for the final and complete listing information.

COMPANY NAME	BOOTH	COMPANY NAME	BOOTH	COMPANY NAME	BOOTH
• .decimal	1342	• <b>Genentech</b>	<b>1326</b>	• PTW North America Corporation	605
• 5thPort, LLC	2451	• Gold Anchor	2036	• Pymedix, Inc.	1444
• AAPM	845	• Gray Oncology Solutions	1341	• Quantek Systems Inc.	1243
• <b>Accuray Incorporated</b>	<b>1027</b>	• H&H Design-Build	1810	• RAD Technology Medical Systems	1443
• Adaptiv Medical Technologies Inc.	1607	• Hepatiq, Inc.	808	• Radformation	2627
• Advanced Shielding Technologies, Inc.	2143	• HistoSonics	2709	• Radiation Business Solutions	1914
• Akesis Inc.	413	• Hitachi America, Ltd.	2801	• Radiological Imaging Technology – RIT	2727
• Aktina Medical Corporation	2637	• IBA (Ion Beam Applications)	2027	• Radiology Oncology Systems, Inc.	1207
• Akumin, Inc.	227	• Image Owl	806	• Radon Medical Equipment	2636
• Alpha Tau Medical LTD.	409	• IntraOp Medical Corporation	737	• RaphaRAD Inc.	2206
• American College of Radiation Oncology (ACRO)	2107	• Iron Medical Systems, Inc.	1454	• RaySearch	327
• American Shared Hospital Services - GK Financing	1448	• IsoAid	1815	• Reflexion	1313
• Anzai Medical Co., Ltd	2413	• JANA Life Sciences	2042	• Revenue Cycle Coding Strategies	2549
• Artera	2606	• Klarity	2517	• Ricoh USA, Inc.	801
• <b>AstraZeneca</b>	<b>1719</b>	• Kyoto Kagaku America Inc.	1004	• RS&A, Inc.	1554
• Atom Physics	2041	• <b>Lantheus</b>	<b>613</b>	• RTsafe P.C.	1658
• B dot Medical Inc.	2415	• LAP of America Laser Applications, L.L.C.	2008	• ScandiDos	2136
• Bayer	807	• Leo Cancer Care	1601	• Sensus Healthcare	837
• BC Cancer / Provincial Health Services Authority	1200	• Liberty Medical, Inc.	1950	• Servier Pharmaceuticals	1043
• BEBIG Medical GmbH	2506	• Liberty Vision	1446	• Shielding Construction Solutions, Inc.	1330
• Beekley Medical	2044	• LinaTech, LLC	1147	• Siteman Cancer Center	2040
• Bionix Radiation Therapy	1436	• Linax Technologies	1343	• Spellman High Voltage Electronics Corporation	2733
• BioProtect Ltd.	2811	• Loyola University Chicago	2702	• Springer Nature	1340
• BizLink Robotic Solutions France SAS	1958	• Lumonus	2159	• Standard Imaging	2303
• Blue Earth Diagnostics, Inc.	1949	• MacroMedics BV	2501	• Stellant Systems, Inc.	709
• Boston Scientific	1001	• MagnetTx Oncology Solutions	951	• Stratpharma Switzerland	1707
• <b>Brainlab</b>	<b>1926</b>	• MANTEIA	2512	• Sumitomo Heavy Industries, Ltd.	1606
• BrightComSol	2926	• Mayo Clinic	1806	• Sumitomo Pharma America, Inc.	1202
• C4 Imaging LLC	2149	• MD Anderson Cancer Center	741	• Sun Nuclear, a Mirion Medical Company	1427
• Caliber Healthcare Solutions	1943	• MedLever, Inc.	1657	• Sysmex Inostics	906
• Cancer CarePoint, Inc.	1229	• Merck & Co., Inc.	1314	• TAE Life Sciences	941
• Carbofix Spine Inc.	2251	• <b>Mevion Medical Systems</b>	<b>1917</b>	• Team Net Medical	905
• Castle Biosciences, Inc.	2612	• Miaderm at Aiden Industries, LLC	1944	• Teledyne Healthcare	1140
• CDR Systems, Inc.	2540	• MIM Software	1511	• Telix Pharmaceuticals	2308
• Collectar Biosciences	2145	• Mira Dx	1241	• The American Board of Radiology	2610
• Chabner XRT, LLC	2827	• Moffitt Cancer Center	2715	• Theragenics	1141
• City of Hope Cancer Care and Research	2407	• MOLLI Surgical	1213	• TheraPanacea	1617
• CivaTech Oncology, Inc.	537	• MRIMATH LLC	1859	• THERYQ	538
• Cleveland Clinic	2140	• MTE Corporation	1041	• Triplet State Technology LLC	1955
• Coherus	2700	• MVision AI	2049	• trü Level Design & Construction	1613
• Cold Shot Chillers	2537	• Myovant Sciences	2511	• TTG Imaging Solutions	1711
• Cosylab	1757	• Myriad Medical LLC	1211	• UCI Health	2350
• CQ Medical	527	• Naveris, Inc.	2037	• University of Pennsylvania Health System	1942
• C-RAD Inc.	1403	• NELCO	627	• VA National Radiation Oncology Program	1808
• Cura Surgical, Inc.	1507	• <b>Novartis Pharmaceuticals Corporation</b>	<b>1009</b>	• <b>Varian, A Siemens Healthineers</b>	<b>1627</b>
• DAWONMEDAX	2927	• <b>Novocure, Inc.</b>	<b>1327</b>	• Veritas Medical Solutions	944
• Decipher Urologic Cancers	1303	• Oncology Practice Solutions	1948	• Virtual, Ltd.	1337
• DoseOptics, LLC	1706	• ONCOSOFT Inc.	2645	• Videra Surgical	1957
• DYN'R	1710	• ONCurate Inc.	1455	• Vision RT, Ltd.	1805
• Eastwall	2150	• Orfit Industries	2109	• Voximetry	915
• <b>Elekta</b>	<b>2227</b>	• Origin Quality Solutions	2648	• Vysioneer	2417
• Empyrean Medical Systems, Inc.	2000	• Palette Life Sciences	2526	• Weatherby Healthcare	908
• Epic Staffing Group, Oncology	2043	• Panacea Medical Technologies Inc.	1306	• Wolters Kluwer	2507
• Everson Tesla Inc.	1440	• P-Cure Ltd.	2607	• Xecan	3029
• Fennec Pharmaceuticals	900	• Perception Vision Medical Technology Co. Ltd.	2255	• Xstrahl	1937
• Fry Construction Company, Inc.	2148	• Perspective Therapeutics	1231	• Y-mAbs Therapeutics, Inc.	2510
• Fuse Oncology	2055	• Phantom Laboratory	707		
• GammaTile	701	• Philips Healthcare	2217		
• GE HealthCare	713	• PreludeDx	909		

# INDUSTRY-EXPERT THEATER

This activity allows companies to present their noteworthy products and services through live presentations. Seating is available on a first-come, first-served basis. Attend the Industry-Expert Theaters in the back of Exhibit Hall C and Room 154, Street Level during the times below.

Lunch or other food and beverages may be provided by the companies, which may subject you to reporting under the Federal Sunshine Act (the Open Payments Program) or other state laws. Otherwise, food may be available for purchase prior to the start of an event in the concessions area.

*\*Current as of August 5, 2024*

## SUNDAY, SEPTEMBER 29, 2024

### 12:00 p.m. - 1:00 p.m.

<p><b>📍 Theater 1</b>  <b>Blue Earth Diagnostics, Inc.</b>  <i>Let's Talk About POSLUMA®                      (flotufolastat F18)</i></p>	<p><b>📍 Theater 2</b>  <b>AstraZeneca</b>  <i>The Role of Radiation Oncology in                      Managing Patients with Unresectable                      Stage III Non-Small Cell Lung Cancer</i></p>	<p><b>📍 Room 154</b>  <b>GE HealthCare</b>  <i>Augmenting Workflow Efficiency                      and Addressing Staff Burnout Amidst                      Increasing Patient Volumes in                      Radiation Therapy</i></p>
---	--	--

### 2:00 p.m. - 3:00 p.m.

<p><b>📍 Theater 1</b>  <b>Sumitomo Heavy Industries, Ltd.</b>  <i>Clinical Experience with Accelerator                      Based BNCT System in Japan</i></p>	<p><b>📍 Theater 2</b>  <b>Accuray</b>  <i>Evolving Techniques in CNS                      Radiosurgery: Historical, Contemporary,                      and Future Directions</i></p>	<p><b>📍 Room 154</b>  <b>BioProtect</b>  <i>Safely Dissecting the Data and Real-                      World Experience of Rectal Spacers:                      Redefining Precision and Safety with                      the BioProtect Balloon Implant</i></p>
--	--	---

## MONDAY, SEPTEMBER 30, 2024

### 12:00 p.m. - 1:00 p.m.

<p><b>📍 Theater 1</b>  <b>GammaTile</b>  <i>A Simple Solution to Complex                      Challenges in Brain Tumor                      Management</i></p>	<p><b>📍 Theater 2</b>  <b>Boston Scientific</b>  <i>The Evolution of Prostate Cancer                      Therapy: SpaceOAR Hydrogel's Clinical                      Impact and Future Directions</i></p>	<p><b>📍 Room 154</b>  <b>Lantheus</b>  <i>Impact of PET Imaging in the                      Management of Advanced Prostate                      Cancer</i></p>
---	---	---

### 2:00 p.m. - 3:00 p.m.

<p><b>📍 Theater 1</b>  <b>Philips Healthcare</b>  <i>Better Care for More People with                      Philips Radiotherapy Solutions</i></p>	<p><b>📍 Theater 2</b>  <b>Chimerix</b>  <i>The Role of Radiotherapy in the                      Treatment of H3 K27M-mutant Diffuse                      Midline Glioma (DMG)</i></p>	<p><b>📍 Room 154</b>  <b>Servier Pharmaceuticals</b>  <i>Targeted Therapy in mIDH Adult-Type                      Diffuse Glioma</i></p>
---	---	--

## TUESDAY, OCTOBER 1, 2024

### 12:00 p.m. - 1:00 p.m.

<p><b>📍 Theater 1</b>  <b>Telix Pharmaceuticals</b>  <i>The Clinical Impact of PET/CT in                      Radiation Oncology</i></p>	<p><b>📍 Theater 2</b>  <b>Novartis Pharmaceutical Corporation</b>  <i>PSMA-Targeted Radioligand Therapy in                      mCRPC: A Precision Approach</i></p>	<p><b>📍 Room 154</b>  <b>MIM Software</b>  <i>Reducing Time to Treatment with                      MIM</i></p>
--	---	--


*The Industry-Expert Theater content and views expressed therein are those of the companies and not of ASTRO.*




# Congratulations to the Seed Grant and Medical Student Fellowship Awardees

## 2024 ASTRO Seed Grants

### ASTRO Residents/Fellows Seed Grants



**Mark Chen, MD, PhD**  
Duke University School of Medicine



**Nipun Verma, MD, PhD**  
Yale University School of Medicine

### ASTRO-LUNGeivity Seed Grant



**Nicholas Eustace, MD, PhD**  
City of Hope Comprehensive Cancer Center



**Wilson Mai, MD, PhD**  
Stanford University

## 2024 Medical Student Fellowship Awardees



**Amie Brint, 2024 Clinical Awardee,**  
University of Arkansas for Medical Sciences

**Mentor:** Robert Griffin, PhD,  
University of Arkansas for Medical Sciences



**Anna Dos Santos, 2024 Clinical Awardee,**  
UMDNJ-Robert Wood Johnson Medical School

**Mentor:** Matthew Deek, MD,  
UMDNJ-Robert Wood Johnson Medical School



**Ayanfeoluwa Kolawole, 2024 Basic Science Awardee,** Dartmouth-Hitchcock Medical Center

**Mentor:** Kelli Pointer, MD, PhD,  
Dartmouth-Hitchcock Medical Center



**Derealise Garcia Almedina, 2024 Clinical Awardee,** Massachusetts General Hospital

**Mentor:** Rachel Jimenez, MD,  
Massachusetts General Hospital



**Erika Bello-Pardo, 2024 Clinical Awardee,**  
Ohio State University Wexner Medical Center

**Mentor:** Joshua Palmer, MD,  
The Ohio State University Wexner Medical Center



**Isabella Gomez Gonzalez, 2024 Clinical Awardee,** University of Pittsburgh Cancer Institute (Hillman Cancer Center, UPCI)

**Mentor:** Parul Barry, MD, University of Pittsburgh Cancer Institute (Hillman Cancer Center, UPCI)



**Model Zerfu, 2024 Clinical Awardee,**  
University of Washington

**Mentor:** Jing Zeng, MD,  
University of Washington



**Nancy Anabaraonye, 2024 Clinical Awardee,**  
Johns Hopkins University School of Medicine

**Mentor:** Curtiland Deville, MD,  
Johns Hopkins University School of Medicine



**Preston Perez, 2024 Clinical Awardee,**  
H. Lee Moffitt Cancer Center & Research Institute, Inc.

**Mentor:** Nick Figura, MD,  
H. Lee Moffitt Cancer Center & Research Institute, Inc.



**Shaquia Idlett-Ali, 2024 Basic Science Awardee,** University of Colorado Anschutz Medical Campus

**Mentor:** Sana Karam, MD, PhD,  
University of Colorado Anschutz Medical Campus

The ASTRO Medical Student Fellowship Awards are supported by an educational grant from Varian, a Siemens Healthineers Company.



## SOCIETY'S GOLD MEDAL AWARDED TO TRAILBLAZING TRIO

BY JENNIFER JANG, MHS, AND DIANE KEAN, PMP, ASTRO COMMUNICATIONS

### CONGRATULATIONS TO THIS YEAR'S TRIO

of 2024 ASTRO Gold Medal recipients, May Abdel-Wahab, MD, PhD, FASTRO, Paul Harari, MD, FASTRO, and Mack Roach III, MD, FASTRO. These leaders have contributed tremendously to the field through their clinical patient care, research, teaching, mentorship and service. Although each recipient has traversed a unique course, commonalities are evident. All three found medicine early on, the importance of mentorship was a core value that both helped and motivated them to perpetuate that role, and all have possessed a relentless curiosity to uncover more radiation oncology solutions for cancer patients through their practices and clinical trials. Read more about each medalist's special journey.



#### **May Abdel-Wahab, MD, PhD, FASTRO,**

serves as the Director of the Division of Human Health at the International Atomic Energy Agency (IAEA) in Vienna, Austria. From an early age, she was drawn to medicine, inspired by personal experiences and influential

mentors, including an uncle who was a pioneering radiation oncologist. Her career has been marked by a steadfast commitment to advancing research and education in the field while addressing disparities in health care access and providing care to underserved populations.

Dr. Abdel-Wahab's extensive clinical expertise includes leadership of prostate and gastrointestinal radiation oncology programs at renowned institutions such as the Cleveland Clinic and the University of Miami. Among her many contributions are the implementation of new clinical programs in prostate brachytherapy and selective internal radiation therapy (SIRT) for liver tumors.

In addition to Dr. Abdel-Wahab's work on various phase I-III trials, such as trials on calcifediol in recurrent prostate cancer and collaboration through her lab with Nobel Laureate Andrew Schally on the effect of antagonists of Growth Hormone Releasing Hormone on radiation response that generated interesting data. Her research on spinal cord gliomas has furthered

understanding and treatment of these complex conditions, and she has worked with the National Cancer Institute (NCI) and the convened experts to set the research agenda for spinal cord gliomas for the following five to 10 years in the United States. In the prostate cancer realm, her studies on the induction of second malignancies in irradiated prostate cancer patients has enhanced the understanding of the relative contribution of different treatments. She also led to the development of a novel method of measuring Androgen Receptors (AR) through flow cytometry in Radiation Therapy Oncology Group (RTOG) clinical trial patient samples and how this affects treatment response.

These examples exemplify Dr. Abdel-Wahab's passion for scientific inquiry and her dedication to advancing cancer research.

As a respected educator, Dr. Abdel-Wahab has mentored numerous radiation oncology residents throughout her career, fostering the next generation of leaders in the field.

Dr. Abdel-Wahab initiated discussions with radiation oncology society leaders globally to support research, education, communication and information sharing. This effort led to the formation of the International Radiation Oncology Society Network where current leaders of radiation oncology societies from all regions regularly convene to coordinate common approaches and activities and discuss issues common to the specialty.

Dr. Abdel-Wahab highlights the importance of "translating what radiation oncologists already know through their experience in the clinic to a health economic argument on why investing in radiotherapy is cost-effective and a great investment." She has been able to achieve this through individual scholarly pursuits and also through her leadership of Lancet Oncology commissions, such as the Lancet Oncology commission on radiotherapy and theranostics, where reports are used to advocate for investments in radiotherapy and imaging at the global and national level. The report of the latest commission will be first launched at the ASTRO session this year.

*Continued on following page*

---

“Modular, more robust and efficient technologies can change the face of radiotherapy in years to come.”

– May Abdel-Wahab, MD, PhD, FASTRO

---

In her global health endeavors, Dr. Abdel-Wahab has chaired ASTRO’s Health Care Access and Training Committee, helping to launch the Minority Fellowship, now known as the Medical Student Fellowship. Her work leading the planning committee of the international Integrated Healthcare Enterprises (IHE) in radiotherapy supported enhanced connectivity in radiotherapy. She has also played a pivotal leadership role in international initiatives such as the IAEA’s Rays of Hope initiative, which focuses on improving radiotherapy services in underserved regions globally in over 80 countries.

Her strategic vision has strengthened global partnerships and elevated the visibility of radiotherapy in cancer care. Mary Gospodarowicz, MD, FASTRO, describes her impact: “These many agendas are steadily pursued with her understated tone and humility. Dr. Abdel-Wahab serves as a highly knowledgeable ambassador of the real value of radiotherapy to the entire world and has transformed the IAEA’s Division of Human Health to be the leading convener of thoughtful and productive conversations on radiotherapy around the globe. Even more importantly, she has done so in a fashion that strengthens every participant.”

Dr. Abdel-Wahab’s activities extends to influential forums, such as the United Nations Taskforce on Non-Communicable Diseases, among others. At the IAEA, she has led significant projects such as the expansion of the IAEA Dosimetry Laboratory — to continue to enhance quality of radiotherapy worldwide — and the development of the ROVER-CeLP platform for innovation in education, including in low-resource settings. Her contributions to publications such as the World Health Organization’s (WHO) “Priority Devices for Cancer Care” and WHO-IAEA’s “Setting up a Cancer Centre” and other similar publications have been instrumental in integrating radiotherapy as part of the cancer care continuum and in global health strategies.

Looking ahead, Dr. Abdel-Wahab anticipates further advancements in diverse areas from proton therapy, stereotactic body radiotherapy (SBRT) and automation, to theranostics, enhancing personalized medicine and improving patient outcomes. She adds that “modular, more robust and efficient technologies can change the face of radiotherapy in years to come.” She also emphasizes the need for equitable funding and efficient

utilization of existing radiotherapy resources to address global disparities in cancer care.

Receiving the ASTRO Gold Medal is a profound honor for Dr. Abdel-Wahab, recognizing her exceptional contributions and the esteem of her peers.

When considering this year’s Annual Meeting theme, she acknowledges that “maintaining wellness is challenging; as physicians, we’re trained to prioritize others’ needs over our own.” However, given the challenges in the demanding field of oncology, advocacy for more support and better organization of activities to foster healthier work-life balance in medicine is needed.

Dr. May Abdel-Wahab’s career exemplifies excellence in radiation oncology, with her transformative impact resonating globally. Her leadership and vision continue to inspire advancements in cancer treatment and health care equity worldwide.



**Paul Harari, MD, FASTRO**, recently completed 17 years as chairman of the Department of Human Oncology at the University of Wisconsin, currently serves as principal investigator for the Wisconsin H&N SPORE Grant and is a member of the UW Carbone Cancer

Center Senior Leadership Council. His illustrious career began with medical school at the University of Virginia. Dr. Harari recalls that during his internship year in internal medicine, he became exceedingly interested in cancer and the curative potential of radiation. He noted that while cancer is frightening, patients are highly motivated to do everything recommended to improve their chances of survival. This dynamic motivated Dr. Harari to get to know his patients well and respond to their questions in a way they could best understand, equipping them to gain confidence in their care teams to face a difficult situation. The challenge and complexity of head and neck cancer inspired his deep commitment over 35 years to create prospective tumor boards, advance multidisciplinary care and improve treatment techniques.

Over his four-decade-plus career, Dr. Harari’s impact is as wide as it is deep. He served as director of the radiation oncology residency training program at the University of Wisconsin, impacting residents in highly



formative years, and was President and Board Chair for ASTRO in 2017-2019. During his 17 years as the Jack Fowler Professor and Chairman of the Department of Human Oncology, the department faculty membership doubled while total research funding more than tripled. He designed and led multiple phase II and III international clinical trials that have impacted clinical practice in head and neck oncology. He served as Chair of the inaugural ASTRO/ASCO/AHNS Multidisciplinary Head and Neck Cancer Symposium in 2007 that has become highly successful and now attracts >1,000 attendees. Dr. Harari recently led the Wisconsin H&N SPORE grant to successful renewal through 2027. He has authored more than 300 articles and book chapters, including publications demonstrating the promising impact of the EGFR molecular growth inhibitor cetuximab to enhance the effects of radiation in cell culture and animal model systems, ultimately supporting clinical advancement of cetuximab as a radiosensitizer. Cetuximab received FDA approval for the treatment of head and neck cancer in combination with radiation in 2006. His laboratory research program has been continuously funded for 34 years, with a major focus on examining the capacity of promising new molecular agents to augment the impact of radiation on tumor control.

Ever the born teacher, Dr. Harari has delivered over 350 national and international invited lectures, including the ASTRO Refresher Courses. He has earned multiple Teacher of the Year awards and served over 40 visiting professorships at institutions worldwide. He served as Chair of the ASTRO Education Council, which represents the Education Committee on the ASTRO Board, overseeing all educational activities. His expertise led to testifying before Congress in 2019, specifically on the increasing burden of prior authorization that impedes physicians from selecting the best cancer treatment approach. His testimony helped drive the Increasing Seniors Timely Access to Care bill closer to becoming a law.

As policy works to keep pace with research, looking ahead, Dr. Harari is excited to witness the next generation of research discoveries and advances for cancer patients. He anticipates the most significant changes to include RO's continued increase in treatment

precision and diminished treatment side effects by sparing normal tissues. He noted that we are increasingly well positioned to marry advances in technology and cancer biology to significantly increase benefits and improve outcomes for future cancer patients. He identified theranostics as an area that is rapidly advancing among the most vibrant programs in the world at the University of Wisconsin under the direction of colleague Zach Morris, MD, PhD.

Dr. Harari's many years of mentoring were recognized in 2023, when he was selected as one of three recipients of the ASTRO Mentorship Award. He has a growing legacy of mentees, many of whom are leaders in advancing patient-centered cancer care as comprehensive ROs. Catheryn M. Yashar, MD, FASTRO, describes his steady influence: "He guides with a wise and gentle hand, ready with humor when necessary and unafraid to tackle the difficult." And now, regarding the Gold Medal, Dr. Harari said, "Recognition from peers in the field you love is wonderful. This award reflects my good fortune to have had inspirational mentors and outstanding institutions at which to learn, practice medicine, perform research and gain leadership skills."

Dr. Harari noted that in his department, he has placed special emphasis on team science and team spirit, "using common sense efforts to celebrate one another, support one another, taking time to create opportunities for people to connect within and beyond the hospital, ensuring that team members float all boats higher, not just their own boat." Considering this year's Annual Meeting theme, he elaborated, "It's important to the

future of health care to have well-supported, healthy, well-balanced health care providers. If providers are overstressed, how can they focus most effectively on patients? Capable, motivated, well-trained and well rested providers can deliver exceptional care for cancer patients. This is an important

formula to strive for in health care around the world." Dr. Harari knows: among the 17 clinical departments at University of Wisconsin, his has consistently ranked number one in provider wellness. We would do well to listen.

When reflecting on his accomplishments, Dr. Harari was quick to note that what he's most proud of is his family, "my wife and four children, they have enabled my

---

"If you are fortunate enough to love your field and love taking care of patients, incredible things can happen."

— Paul Harari, MD, FASTRO

---

*Continued on following page*

career to flourish.” He also has enjoyed his role as mentor and is grateful for those who set that example, including early career mentors and teachers: J. Robert Cassady, MD, FASTRO – clinical; Eugene Gerner, PhD – lab research; Wendell Lutz, PhD – radiation physics; and Jack Fowler, PhD, DSc – radiobiology. As one who graciously shares the spotlight, Dr. Harari extends congratulations to the other Gold Medalists for their brilliant careers. “If you are fortunate enough to love your field and love taking care of patients, incredible things can happen.”



**Mack Roach III, MD, FASTRO**, has filled many roles in his career, including Professor of Radiation Oncology and Urology at the University of California San Francisco, and Director, Particle Therapy Research Program and Outreach. These roles had their

educational start at Morehouse College, which Dr. Roach attended with his aunt’s residence as his homebase. Morehouse has many notable alums including Martin Luther King, Jr., who was mentored by Dr. Roach’s aunt’s first husband, (who was the chair of Religion and Philosophy while King was an undergraduate there). His aunt’s second husband was baseball great Hank Aaron. Surrounded by such a standard of achievement, Dr. Roach was naturally motivated to consider what kind of impact did he want to have, particularly in medicine, even more so within oncology. With access to his first uncle’s library, and motivated by the truth that the great equalizer is that everybody gets 24 hours a day, he studied fervently and committed to making improvements in social justice. “When you’re brought up in an environment of people that are legendary, that are game changers, doing tremendous things, it allows you to believe that your aspirations are realistic.” Surrounded by this perspective, he had the confidence to believe that he could and should make an impact in medicine, while being an advocate for social justice.

Dr. Roach’s interest in RO was rooted in a natural fascination with physics, further enhanced by an innate artistic ability to visualize 3-D. The equation emerged: physics + cancer = RO, especially after an encounter with a close family friend with cancer. While at Stanford Medical School, he dug further into the field to learn that prostate cancer was one and a half to two

times more common in African American men and that they had a higher mortality rate. Pursuing RO became that much more relevant and urgent to him.

With Dr. Roach’s many motivations, his contributions to research have been sizeable. As his career progressed, he helped clarify how to optimize hormone therapy, as well as “newer” radiotherapy techniques, while using innovative imaging to help in defining targets and evaluating outcomes. Over decades, for prostate cancer specifically, he has served as lead investigator in multiple phase III trials, instrumental in providing the largest number of recruitments and developing the first model to predict disease-specific and overall survival. He also generated many studies on the influence of race on cancer outcome and challenged long standing dogma contesting inherent racial differences in cancer outcomes. Iris C. Gibbs, MD, FASTRO, observed: “His efforts in devising predictive equations and leading significant phase III trials in prostate cancer have positioned him as a key figure in the field, with a profound impact on patient treatment protocols.” After all, how many physicians can claim a formula named after themselves? The “Roach Formula” expressed the initial equation to estimate the risk of lymph node and seminal vesicle involvement. Dr. Roach was the leader in development of strategies to evaluate heavy ion radiotherapy in the U.S., and his research has inspired new ways of radiation treatment delivery, including both technical innovations and strategies for improving patient care.

Not one to be relegated to the lab bench, Dr. Roach’s efforts have also focused on social justice, as evident when he made sure that a community hospital continued to provide RO services when funding was threatened. Upon receiving an award for his efforts, he noted his

embarrassment, stating that an award should not be given for something one is supposed to do. With a profound sense of what one should do, Dr. Roach has been an influential mentor and pioneer, advocating for diversity, equity and inclusion within health care delivery and treatment. He has had an unwavering focus on mentorship especially for underrepresented

minorities and women, as exhibited by his ASTRO committee service, both on the Committee for Diversity and Disparity (now the Health Care Access and Training Subcommittee), and as an International Education Subcommittee Co-chair.

---


“Confidence is very important,  
you need opportunities, you need  
mentors, and  
you need to work hard.”

– Mack Roach III, MD, FASTRO

---

Dr. Roach reflected that mentoring is critical as an African American radiation oncologist, as younger professionals need to see others who look like them. Notably, he was the first African American to be chief resident in medicine at Highland Hospital in Oakland, California, the first in medical oncology at UCSF, the first to train in radiation oncology at Stanford, to join the faculty in the Department of Radiation Oncology at UCSF, and chair of radiation oncology at UCSF. Mentoring is critical to help others have confidence to question the status quo, to stand up against dogma, and he is proud of expressing new ideas over his career. Thirty years ago, Dr. Roach told others that prostate cancer was not inherently more aggressive in Black men, to disagreement across the field. Twenty-five years ago, he suggested that MRI guided targeting of selected areas should be used to treat part of the prostate, reducing toxicity and having more success. Funding agencies were not supportive and turned down grant applications. Yet he stayed the course, published papers, and 20 years later, other researchers have confirmed those ideas. Whether dogma about race or technical medical concepts, he noted the importance to speak truth to power. He shared with people what he sincerely believed, and frequently he was correct. “I did it because it was the right thing to do.”

Dr. Roach shared that the Gold Medal bears significance for him because it serves as evidence that people cared, and that they were “open-minded enough to appreciate what I did,” especially given that his ideas often went against the grain. This mindset clearly caught the attention of others, as President Obama appointed him to serve on the National Cancer Advisory Board for seven years. Dr. Roach mused: “My career has far exceeded my expectations. But my focus has always been to do your best. I didn’t necessarily set out to be chair of the department, a tenured professor, or do large trials — I just focused on doing the best I could.” He concluded: “If you don’t have confidence in yourself then you won’t challenge dogma. If you see something that you believe is true or not true, then you should not be intimidated. Confidence is very important, you need opportunities, you need mentors, and you need to work hard. Those have all been central for me. If I didn’t have all of those things, I would not be here.”

ASTRO’s 2024 Gold Medal recipients will be recognized and celebrated during the Awards Ceremony on October 1, in Washington, DC. 



JOIN US FOR THE 2024

# Awards Ceremony

Tuesday, October 1, 10:15 a.m. to 11:30 a.m.

During the ceremony, 48 distinguished ASTRO members will be conferred ASTRO Fellows, and the 2024 Mentor Award recipients, Honorary Member and Gold Medal recipients will be awarded their honors.

The graphic features a dark blue background with a large, faint 'A' logo and a starry pattern. At the bottom, there is a photograph of a diverse group of people in professional attire, some of whom are clapping.



# 2024 Honorary Member



## Laura Thevenot: The 2024 ASTRO Honorary Member

**ASTRO HAS NAMED LAURA THEVENOT, ASTRO CEO**, as the 2024 ASTRO Honorary Member, a unique designation for a non-clinician. Her vision, strategic know-how and political savvy during her tenure at ASTRO made her an impactful leader, heading the Society's helm over the past 22 years of growth and achievement.

Ms. Thevenot's field of study provided a clue to her future, as a double major in Public Administration and Political Science from Miami University of Ohio. Her career had its start managing the public and community relations program of an investment banking firm in Houston. In 1987, Ms. Thevenot moved to Washington, DC, where she served as the Administrative Officer for the Senate Select Committee on Secret Military Assistance to Iran and the Nicaraguan Opposition, i.e., the Iran/Contra Committee. Following release of the final report, Ms. Thevenot signed on with The Principal Financial Group, serving as their Senior Federal Legislative Representative.

In 1993, Ms. Thevenot ventured into the health arena to stay, first at the Health Insurance Association of America (HIAA) as their Vice President for Federal Affairs, i.e., the insurance industry's chief strategist during the deliberations of the Clinton Administration's health care reform proposal. Next, the Federation of American Hospitals (FAH) benefited from Ms. Thevenot's role as CEO, where her leadership skills helped their 1,700 hospitals score major legislative victories during



deliberation of the Balanced Budget Act and the Medicare Modernization Act. Successful at every stop, Ms. Thevenot was ideally positioned for what came next.

One cannot discuss the history of ASTRO without marveling at Ms. Thevenot's impact. A quick reminder, in 1998, ASTRO amicably separated from the American College of Radiology and established its own Board of Directors, bylaws and governance structure, with a staff of four people.

With energy and foresight, Ms. Thevenot steered the Society into the 21st century. When Ms. Thevenot came on board in 2002, the Society had 18 employees and its primary focus was the Annual Meeting. She noted that she is "especially proud of building the highly respected Government Relations (GR) and Health Policy (HP) committees, with expertise that 'punches above their weight class,'" leading to the first Advocacy Day and ASTRO PAC's establishment in 2004. Ever mindful of membership needs, she acknowledges that this is a top priority for ASTRO members.

Ms. Thevenot has also overseen the growth of the ASTRO Board of Directors to include Councils for Clinical Affairs and Quality, Science, and, more recently, Health Equity, Diversity and Inclusion. She helped to craft the detailed response to an unfavorable NY Times article on patient safety, which precipitated the provider resource,

Target Safely, acclaimed by Congress, the FDA and the press. Ms. Thevenot is thrilled to have helped "lead



the organization through the scrutiny and taking bold steps forward instead of being in a defensive posture.” In addition, related developments included the confidential error-reporting database (RO-ILS) and a series of patient education resources.

Ms. Thevenot oversaw the development and launch of the Accreditation Program for Excellence (APEX) in 2014, and also negotiated an improved financial relationship with Elsevier for the Red Journal and the launch of two new journals: *Practical Radiation Oncology* and *Advances in Radiation Oncology*. Working with ASTRO’s Board of Directors, Ms. Thevenot oversaw the establishment of the Radiation Oncology Institute (ROI), a \$15M+ foundation established to support radiation oncology’s research mission. Presently, she is leading the effort on Capitol Hill to establish a new radiation oncology reimbursement program (ROCR) to secure long-term predictable reimbursement for radiation oncologists.

Ms. Thevenot reflects on ASTRO’s future environment and the Society’s potential role in it: “The future holds uncertainty, but it always does. ASTRO will be handling changes in reimbursement, new treatment paradigms, expansion of the field in areas of benign disease and radiopharmaceuticals, while also continuing the focus to bring the most talented and diverse field of candidates into our residency programs.”

Meanwhile, Ms. Thevenot has brought the ASTRO annual budget presently to over \$25M with reserves in excess of \$45M. The staff now numbers over 80 employees, 95% of whom, per surveys, would recommend working at ASTRO to a friend, testimony to her leadership and the culture she has cultivated. Other notable achievements include continued growth in membership making ASTRO the largest radiation oncology specialty society in the world with over 10K members from 87 countries; doubling the size of the Annual Meeting attendance to over 10,000; and increasing non-dues revenue by 80%.

Ms. Thevenot’s political IQ and leadership skills has raised ASTRO to be a global entity, an international society with sway at home and abroad while tending to the needs of radiation oncologists, medical physicists, radiobiologists, dosimetrists, radiation therapists and nurses. Ever mindful of her colleagues, Ms. Thevenot shares that she is “extremely proud of the staff, their commitment to our mission and members and the culture that we have built together.” In turn, the Society is grateful for her dedication.

Ms. Thevenot will be recognized on Tuesday, October 1, during ASTRO’s 66th Annual Meeting Awards Ceremony. 🏆








**FORTY-EIGHT DISTINGUISHED MEMBERS** of the American Society for Radiation Oncology have been selected to receive the ASTRO Fellow (FASTRO) designation. The ASTRO Fellows program recognizes members who have made substantial contributions to the Society and to the field of radiation oncology through research, education, patient care and service to the field. Since its inception in 2006, the FASTRO designation has been awarded to just 498 of ASTRO's 10,000 members worldwide. ASTRO is proud to announce the 2024 class of Fellows:


- **Carryn Anderson, MD**, University of Iowa, *Iowa City, Iowa*
- **Janna Z. Andrews, MD**, Northwell Health, *Sleepy Hollow, New York*
- **Leslie Ballas, MD**, Cedars-Sinai Medical Center, *Los Angeles, California*
- **Beth M. Beadle, MD, PhD**, Stanford University, *Palo Alto, California*
- **Andrea Bezjak, MD**, Princess Margaret Cancer Centre, *Toronto, Ontario*
- **Rachel C. Blitzblau, MD, PhD**, Duke University, *Durham, North Carolina*
- **Aileen Chen, MD, MPP**, The University of Texas MD Anderson Cancer Center, *Houston, Texas*
- **Junzo Paul Chino, MD**, Duke Cancer Center, *Durham, North Carolina*
- **Casey Chollet-Lipscomb, MD**, Tennessee Oncology, *Nashville, Tennessee*
- **Christine Chung, MD**, John Muir Cancer Medical Group, *Walnut Creek, California*
- **Curtiland Deville Jr., MD**, Johns Hopkins University, *Washington, DC*
- **Kiran Devisetty, MD**, Johnson & Johnson, *Wayne, Pennsylvania*
- **Felix Y. Feng, MD**, University of California San Francisco, *San Francisco, California*
- **Mary Feng, MD**, University of California San Francisco, *San Francisco, California*
- **Laura M. Freedman, MD**, University of Miami, *Deerfield Beach, Florida*
- **Thomas J. Galloway, MD**, Fox Chase Cancer Center, *Philadelphia, Pennsylvania*
- **Sharad Goyal, MD**, George Washington University, *Washington, DC*
- **Michael G. Haddock, MD**, Mayo Clinic, *Rochester, Minnesota*
- **Jona A. Hattangadi-Gluth, MD**, University of California San Diego, *San Diego, California*
- **Daniel J. Indelicato, MD**, University of Florida, *Jacksonville, Florida*
- **Jerry Jaboin, MD, PhD, MBA**, OU Health Sciences, *Oklahoma City, Oklahoma*





## CLASS OF 2023 FELLOWS

Photographed in San Diego, October 3, 2023

- **Corbin R. Johnson, MD**, Vanderbilt University, *Franklin, Tennessee*
- **Bobby N. Koneru, MD**, FHN Memorial Hospital, Loyola University Stritch School of Medicine, *Freeport, Illinois*
- **Yaacov R. Lawrence, MD, MBBS**, Sheba Medical Center, *Ramat Gan, Israel*
- **Lilie Lin, MD**, The University of Texas MD Anderson Cancer Center, *Houston, Texas*
- **Shannon M. MacDonald, MD**, Massachusetts General Hospital, *Boston, Massachusetts*
- **Brian Marples, PhD**, University of Rochester, *Rochester, New York*
- **Jyoti S. Mayadev, MD**, University of California San Diego, *San Diego, California*
- **Dimitris N. Mihailidis, PhD**, University of Pennsylvania-Penn Medicine, *Philadelphia, Pennsylvania*
- **Jean M. Moran, PhD**, Memorial Sloan Kettering Cancer Center, *New York, New York*
- **Quynh-Nhu Nguyen, MD**, The University of Texas MD Anderson Cancer Center, *Houston, Texas*
- **Lincoln K. Pao, MD**, COUA & ROC, PC, *Lafayette, Colorado*
- **Tony S. Quang, MD, JD**, VA Long Beach Medical Center, *Long Beach, California*
- **Amar Rewari, MD, MBA**, Luminis Health, *Annapolis, Maryland*
- **Kenneth B. Roberts, MD**, Yale University School of Medicine, *New Haven, Connecticut*
- **Clifford Robinson, MD**, Washington University School of Medicine in St. Louis, *Saint Louis, Missouri*
- **Julie K. Schwarz, MD, PhD**, Washington University in St. Louis, *Saint Louis, Missouri*
- **David Sher, MD, MPH**, University of Texas Southwestern, *Dallas, Texas*
- **Malika L. Siker, MD**, Medical College of Wisconsin, *Milwaukee, Wisconsin*
- **Oscar E. Streeter Jr., MD**, Summa Health Medical Group, *Barberton, Ohio*
- **Cristiane Takita, MD, MBA**, University of Miami, Sylvester Comprehensive Cancer Center, *Miami, Florida*
- **Stephanie Terezakis, MD**, University of Minnesota, *Minneapolis, Minnesota*
- **Mylin A. Torres, MD**, Emory University, *Atlanta, Georgia*
- **Christina Tsien, MD**, McGill University, *Montreal, Quebec*
- **James S. Welsh, MD**, Loyola University, *Maywood, Illinois*
- **Ying Xiao, PhD**, University of Pennsylvania, *Philadelphia, Pennsylvania*
- **Kamil M. Yenice, PhD**, University of Chicago, *Chicago, Illinois*
- **Hsiang-Hsuan Michael Yu, MD**, H. Lee Moffitt Cancer Center, *Tampa, Florida* 

# 2024 Mentorship Award

ASTRO is pleased to award the 2024 Mentorship Award to Felix Feng, MD, David Gius, MD, PhD, FASTRO, and Vinita Takiar, MD, PhD. The ASTRO Mentorship Award recognizes extraordinary mentors in radiation oncology who demonstrate outstanding commitment to the professional development of their mentees as clinicians, educators and researchers.

Mentors play a critical role in the development of the next generation of radiation oncologists and radiation scientists. The Mentorship Award signals the commitment of ASTRO to fostering the careers of the next generation of radiation oncology professionals by recognizing individuals who have dedicated their time, energy and expertise to advance the careers of others. Learn more about this year's awardees:



**Felix Fang, MD**, is a Professor of Radiation Oncology, Urology and Medicine at University of California San Francisco, Vice Chair for Translational Research in the Department of Radiation Oncology, Director of the Benioff Initiative for Prostate Cancer Research

and the Associate Director of Clinical Translational Research at UCSF. He has been a physician for 14 years and has had success in many ways across multiple fields. However, Dr. Fang is most proud of the research and careers of his students and mentees.

"I think that the magnitude of what we've accomplished is not measured in just what we have done, but it's measured in terms of the kind of collective efforts of everyone that you've helped along the way," said Dr. Feng. Dr. Feng has had many mentors over the course of his career, each guiding him through different paths in his career.

Dr. Feng makes it very clear that there are two things you need when working in medicine: a dream and a team that can bring that vision to life. He has brought much of his vision to life but not without the help of his mentors and that is exactly what he is doing and continues to do with his own mentees.



**David Gius, MD, PhD**, is currently the Assistant Dean for Research and a Professor of Radiation Oncology at the Joe R. & Teresa Lozano Long School of Medicine as well as the Associate Cancer Center Director for Translational

Research, Mays Cancer Center at The University of Texas Health San Antonio - MD Anderson Cancer Center. He also co-directs the Mitochondrial Medicine Center in one of his roles in the Dean's Office of Research.

Through all his accomplishments in these roles and across his 32 years in medicine, Dr. Gius says that he is most proud of the fact that 24 of his trainees are faculty members, 13 are full professors, and 12 are funded cancer researchers.

Dr. Gius attributes his mentorship success to what he has learned from his mentors Ted Lawrence, PhD, Allen Lichter, MD, and Carlos Perez, MD. "They taught me the importance of a legacy of mentorship, not just [prioritizing] seeing patients and research," says Dr. Gius. This legacy is also passed on to his mentees, and one of his former mentees said, "The amount of time he invested in my grants, my career, and my training as a physician scientist was beyond generous. I hope I am half as good with my mentees as he was to me."



**Vinita Takiar, MD, PhD**, is the Endowed Chair and Professor/Staff Physician at the University of Cincinnati. She has continuously supported her mentees throughout all challenges they have faced, and her mentees know that they can count on her in whatever they may face in the future.

Dr. Takiar says that the most rewarding part of her career has been guiding her mentees through various challenges to their goals. In her 14 years as a physician and her time in medical school before that, she was guided by her own mentors, Gerhard Giebisch, MD, Michael Caplan, MD, PhD, as well as her mom. "Your mom doesn't teach you biochemistry, but she teaches you how to balance work and life and that's just as valuable," said Dr. Takiar. She said that becoming a mentor is not something you plan to do, it just happens. She loves being a mentor because she gets to teach people and then watch them take what they have learned to the next level and achieve their goals. "You have to listen just as much as you want to teach," says Dr. Takiar.

**The awardees will be recognized during the Awards Ceremony on October 1 during the Annual Meeting in Washington, DC.** 





**ASTRO 2024**

**Targeting Provider Wellness**  
FOR EXCEPTIONAL PATIENT CARE

**September 29 – October 2, 2024**

Walter E. Washington Convention Center

— SEE YOU IN —  
**WASHINGTON, DC!**

**Not registered?**

**[astro.org/AMregister](https://astro.org/AMregister)**



# Join us for an Industry- Expert Theater presentation

## PSMA-Targeted Radioligand Therapy in mCRPC: A Precision Approach

A discussion of the clinical data and safety profile of a prescription treatment for patients with prostate-specific membrane antigen-positive metastatic castration-resistant prostate cancer who have been treated with androgen receptor pathway inhibition and taxane-based chemotherapy.



**Tom Boike, MD, MMM, FASTRO**  
Medical Director  
Novartis

Dr Boike is an employee of Novartis.



### Theater Assignment:

Exhibit Hall C - Theater 2



### Presentation Date and Time:

Tuesday, October 1, 2024  
12:00 – 1:00 PM

Scan to vote on the  
patient case you want  
to hear presented!



#### Indication

PLUVICTO® (lutetium Lu 177 vipivotide tetraxetan) is indicated for the treatment of adult patients with prostate-specific membrane antigen (PSMA)-positive metastatic castration-resistant prostate cancer (mCRPC) who have been treated with androgen receptor (AR) pathway inhibition and taxane-based chemotherapy.

#### IMPORTANT SAFETY INFORMATION

##### Risk From Radiation Exposure

PLUVICTO contributes to a patient's long-term cumulative radiation exposure, which is associated with an increased risk for cancer.

Minimize radiation exposure to patients, medical personnel, and household contacts during and after treatment with PLUVICTO consistent with institutional practices, patient treatment procedures, Nuclear Regulatory Commission patient-release guidance, and instructions to the patient for follow-up radiation protection.

Ensure patients increase oral fluid intake and advise them to void as often as possible to reduce bladder radiation.

To minimize radiation exposure to others, advise patients to limit close contact (less than 3 feet) with household contacts for 2 days or with children and pregnant women for 7 days, to refrain from sexual activity for 7 days, and to sleep in a separate bedroom from household contacts for 3 days, from children for 7 days, or from pregnant women for 15 days.

##### Myelosuppression

PLUVICTO can cause severe and life-threatening myelosuppression. In the VISION study, grade 3 or 4 decreased hemoglobin (15%), decreased platelets (9%), decreased leukocytes (7%), and decreased neutrophils (4.5%) occurred in patients treated with PLUVICTO. Grade  $\geq 3$  pancytopenia occurred in 11% of patients (including 2 fatal events). Two deaths (0.4%) due to intracranial hemorrhage and subdural hematoma in association with thrombocytopenia were observed. One death due to sepsis and concurrent neutropenia was observed.

Perform complete blood counts before and during treatment with PLUVICTO. Withhold, reduce dose, or permanently discontinue PLUVICTO and clinically treat patients based on severity of myelosuppression.

#### Renal Toxicity

PLUVICTO can cause severe renal toxicity. In the VISION study, grade 3 or 4 acute kidney injury (3%) and increased creatinine (0.9%) occurred in patients treated with PLUVICTO.

Advise patients to remain well hydrated and to urinate frequently before and after administration of PLUVICTO. Perform kidney function laboratory tests, including serum creatinine and calculated creatinine clearance (CrCl), before and during treatment. Withhold, reduce dose, or permanently discontinue PLUVICTO based on severity of renal toxicity.

#### Embryo-Fetal Toxicity

The safety and efficacy of PLUVICTO have not been established in females. Based on its mechanism of action, PLUVICTO can cause fetal harm. No animal studies using lutetium Lu 177 vipivotide tetraxetan have been conducted to evaluate its effect on female reproduction and embryo-fetal development; however, all radiopharmaceuticals, including PLUVICTO, have the potential to cause fetal harm. Advise male patients with female partners of reproductive potential to use effective contraception during treatment with PLUVICTO and for 14 weeks after the last dose.

#### Infertility

The recommended cumulative dose of 44.4 GBq of PLUVICTO results in a radiation-absorbed dose to the testes within the range where PLUVICTO may cause temporary or permanent infertility.

#### Adverse Reactions

The most common adverse reactions ( $\geq 20\%$ ) occurring at a higher incidence in patients who received PLUVICTO plus best standard of care (BSoC) were fatigue, dry mouth, nausea, anemia, decreased appetite, and constipation. Clinically relevant adverse reactions in  $< 5\%$  of patients included dry eye, vertigo, and pancytopenia (including bicytopenia).

#### Laboratory Abnormalities

The most common laboratory abnormalities that worsened from baseline in  $\geq 30\%$  of patients who received PLUVICTO plus BSoC were decreased lymphocytes, decreased hemoglobin, decreased leukocytes, decreased platelets, decreased calcium, and decreased sodium.

Please see full Prescribing Information at [www.pluvicto.com](http://www.pluvicto.com)

